



2009-10 WASHINGTON STATE UNIVERSITY COUGAR BASKETBALL

Cougar Men's Basketball Final Notes April 12, 2010

Washington State University Athletic Media Relations
Contact: Jessica Schmick • Work: 509-335-0255 • Cell: 509-781-0550 • jessica_schmick@wsu.edu
Student Assistant: Mike Walsh • Cell: 360-600-3209 • michael.walsh@email.wsu.edu
www.wsucougars.com

2009-10 SCHEDULE/RESULTS

Nov. 13	MISSISSIPPI VALLEY STATE	W, 94-66
Nov. 16	EASTERN WASH. (FSN NW)	W, 67-61
Nov. 19	IPFW	W, 89-70
Nov. 25	at Alaska Anchorage\$	W, 87-68
Nov. 27	vs. Nicholls State\$	W, 78-69
Nov. 28	vs. San Diego\$	W, 93-56
Dec. 2	at No. 17 Gonzaga (FSN NW)	L, 69-74
Dec. 5	at Kansas State& (ESPNU)	L, 69-86
Dec. 9	IDAHO (FSN NW)	W, 76-64
Dec. 12	Air Force!	W, 75-68
Dec. 19	Portland State# (FSN NW/SWX)	W, 93-69
Dec. 22	LSU* (CBS College Sports)	W, 72-70 (OT)
Dec. 31	OREGON* (OSN)	L, 89-91 (2OT)
Jan. 2	OREGON STATE* (FSN NW)	W, 65-60
Jan. 8	at Arizona* (FSN NW/AZ)	W, 78-76
Jan. 10	at Arizona State* (FSN)	L, 46-71
Jan. 14	CALIFORNIA*	L, 88-93
Jan. 16	STANFORD*	W, 77-73
Jan. 21	at USC*	W, 67-60
Jan. 23	at UCLA* (FSN)	L, 62-74
Jan. 30	at Washington* (FSN)	L, 64-92
Feb. 4	ARIZONA STATE*	L, 70-81
Feb. 6	ARIZONA* (FSN NW/AZ)	W, 78-60
Feb. 11	at Stanford*	L, 58-60
Feb. 13	at California (FSN)	L, 70-86
Feb. 18	UCLA* (FSN)	L 51-71
Feb. 20	USC* (webcast-wsucougars.com)	W 51-47
Feb. 27	WASHINGTON* (FSN NW)	L, 52-59
March 4	at Oregon State*	L, 55-59
March 6	at Oregon* (OSN)	L, 66-74
March 10	vs. Oregon% (FSN)	L, 80-82 (OT)

\$ - Great Alaska Shootout (Anchorage, Alaska)

& - Big 12/Pac-10 Hardwood Series

! - Played at Spokane Arena at Spokane, Wash.

- Played at Toyota Center at Kennewick, Wash.

^ - Cougar Hardwood Classic at KeyArena at Seattle

* - Pac-10 Game

% - Pac-10 Tournament Played at Staples Center

Home games in BOLD

WASHINGTON STATE (16-15, 6-12) FINAL NOTES



2009-10 END-OF-THE-SEASON NOTES

STATISTICS AT A GLANCE

WSU (Pac-10/National Ranks)	CATEGORY	PAC-10 LEADER	NATIONAL LEADER
Pullman, Wash.	Location	--	--
25,135	Enrollment	---	--
Pacific-10	Conference	--	--
Cougars	Nickname	--	--
Ken Bone	Head Coach	--	--
16-15 (One)	Coach's Record at School (Season)	--	--
351-182 (19)/93-64 (Five)	Coach's Career Record (Season)	--	--
16-15	Overall Record	--	--
6-12	Conference Record	--	--
N/A	National Ranking (AP/ESPN-USA Today)	--	--
71.9 (t-3rd/103rd)	Points Per Game	79.2 (UW)	88.6 (VMI)
70.6 (9th/232nd)	Points Allowed Per Game	57.2 (USC)	53.3 (Princeton)
+1.3 (5th/156th)	Average Scoring Margin	+9.2 (UW)	+17.4 (Kansas)
34.6 (4th/--)	Rebounds Per Game	37.9 (UW)	--
32.6 (6th/--)	Rebounds Allowed Per Game	31.4 (USC)	--
+2.0 (4th/113th)	Average Rebound Margin	+3.6 (UW)	8.6 (Michigan State)
.449 (5th/89th)	Field Goal Percentage	.476 (CAL)	.516 (Syracuse)
.448 (8th/260th)	Field Goal Percentage Defense	.384 (USC)	.337 (Florida State)
.349 (5th/135th)	3-Point Field Goal Percentage	.374 (CAL)	.430 (Cornell)
.355 (8th/252nd)	3-Point Field Goal Pct. Defense	.311 (OSU)	.275 (Coastal Carolina)
.705 (6th/114th)	Free-Throw Percentage	.757 (CAL)	.790 (BYU)
12.8 (6th/182nd)	Assists Per Game	15.3 (UCLA)	20.4 (Sam Houston State)
13.9 (6th/188th)	Turnovers Per Game	11.9 (ASU)	8.8 (Wisconsin)
13.9 (4th/--)	Turnovers Forced Per Game	16.1 (UW)	--
0.9 (6th/186th)	Assist/Turnover Ratio	1.2 (CAL)	1.63 (Utah State)
4.5 (1st/56th)	Blocks Per Game	4.5 (WSU)	7.9 (Marshall)
6.1 (6th/221st)	Steals Per Game	8.2 (OSU)	10.9 (Missouri)

NCAA rankings as of April 5; 334 teams ranked nationally

Starters Last Time Out Washington State

No.	Name	Pos.	Ht.	Wt.	Yr.	ppg	Other	Note
23	DeAngelo Casto	F	6-8	231	So.	10.7	7.0 rpg	Notched seven double-doubles on the season...Pac-10 All-Defensive team.
4	Nikola Koprivica	F	6-6	221	Sr.	8.9	5.1 rpg	Doubled point total from first three seasons (276)...one win shy of record.
0	Marcus Capers	G	6-4	180	So.	6.9	4.1 rpg	More than tripled pt total from 1st season (213)...career high 16 pts in final game.
1	Klay Thompson	G	6-6	200	So.	19.6	5.1 rpg	Became 31st Cougar and 3rd fastest to 1,000 points...33rd scorer in nation.
3	Reggie Moore	G	6-1	178	Fr.	12.7	4.2 apg	Set WSU freshman records for assists (131) and free throws made (154).

Key Reserves

11	Xavier Thames	G	6-3	186	Fr.	4.6	1.5 rpg	Appeared in all 31 games, four starts...first man off the bench 10 times.
12	Brock Motum	F	6-9	205	Fr.	2.9	.561 fg pct	Appeared in 19 games...scored career-high 14 points in final game (Oregon-3/10).
14	James Watson	F/C	6-7	213	Fr.*	1.8	1.8 rpg	Shot .500 (23-for-46) from the field...career high seven points vs. Oregon State.
30	Michael Harthun	G	6-3	181	So.	1.7	0.9 rpg	Started one game of 26 appearances...made 1st Pac-10 3-pointer at Oregon.
31	Abe Lodwick	G	6-7	200	So.*	2.5	2.5 rpg	Started 21 of the 28 games he appeared in...career-high 13 pts vs. Portland St.
40	Charlie Enquist	F	6-10	222	So.*	1.5	2.1 rpg	Appeared in 11 games...scored a career-high six minutes against Idaho St.

Other Reserves

2	Anthony Brown	G	6-4	206	Fr.	0.0	0.7 rpg	Appeared in three games.
13	Steven Bjornstad	C	6-10	217	Fr.	0.6	0.2 rpg	Appeared in 11 games, including five Pac-10 games.
20	John Allen	G	6-0	188	Fr.*	0.5	0.4 rpg	Walk-on, appeared in 13 games, including five Pac-10 games.
22	Ben Loewen	G	6-0	172	So.*	0.0	0.0 rpg	Walk-on, appeared in four games.

COUGAR BASKETBALL • 2009-10 FINAL NOTES



BONE COMPLETES FIRST SEASON AT THE HELM: Ken Bone completed his first season at the helm of the Washington State men's basketball program March 10 as the Cougars fell to Oregon, 86-85 in overtime at the Pacific-10 Conference Tournament at L.A.'s Staples Center. Bone led the Cougs to a 16-15 overall record and 6-12 league mark.

ABOUT THE COUGS:

- The Cougars finished 10th in the Pac-10 and were the No. 9 seed in the Pac-10 Tournament (USC did not participate in the tournament due to a self-imposed sanction that includes a ban on postseason play).
- WSU faced No. 8 seeded Oregon in the Pac-10 Tournament for the third-straight year and the fourth time in five seasons.
- The Cougars went 16-15 overall and 6-12 in league play.
- WSU lost four straight to end the season and 10 of its final 12 games along with its final six road games.
- WSU was 3-9 on the road and 2-7 on the road in conference action, however the Cougs were 3-1 in neutral site games.
- Sophomore Klay Thompson led the team and ranked second in the conference with 19.6 points per game...scored double figures in 25 of the Cougs' 31 games over the season and reached 20-plus points in 17 of the 31 contests.
- Freshman point guard Reggie Moore led the team with 4.2 assists a game, adding a team second-best 12.7 points an outing.
- Sophomore DeAngelo Casto led the Cougs on the boards with 7.0 rebounds a game, adding 10.7 points per game.
- The Cougars' lone senior, Nikola Koprivica, chipped in 8.9 points and 5.1 rebounds per game, while shooting .426 (43-for-101) from beyond the 3-point arc.

WSU AT THE PAC-10 TOURNAMENT:

- The Cougars are 5-11 all-time in the Pac-10 Tournament, with three of their five wins coming against the Ducks.
- WSU has played eight of the nine other Pac-10 teams in the tournament, the only exception being Cal.
- The only other teams Washington State has defeated in the tournament are Washington and UCLA.
- WSU has won at least one game in three of the last four tournaments, but is 0-2 as the No. 9 seed in the tourney.

KOPRIVICA AMONG WINNINGEST COUGARS:

- Senior Nikola Koprivica has been a part of WSU men's basketball teams that have combined for 85 wins (2007-present).
- With 85 wins to his name, Koprivica ranks second for most wins by a basketball student-athlete in WSU history.

- The number of wins does not include wins during a student-athlete's redshirt year, and the player doesn't have to have played in all of the games during the season.
- Below is a list of the top-five winningest players in WSU history:

1. George Hamilton (1945, 1947-49), 86
2. Nikola Koprivica (2007-10), 85
3. Ed Gayda (1947-50), 82
4. Daven Harmeling (2005, 2007-09), 81
5. Aaron Baynes (2006-09), 80

MOORE OUT OF REGGIE:

- The Pac-10's lone starting freshman point guard, Reggie Moore got off to a hot career start as a rookie, ranking second on the team with 12.7 points per game.
- Not only was he second in scoring, but he led the team in assists with 4.2 dishes per game.
- At Kansas State, Dec. 5, Moore set a WSU freshman record with 12 free throws made.
- Against Air Force Dec. 12 in Spokane, Moore had the first double-double of his young career...he had a career high 10 assists, the second-most single game assists by a Cougar freshman.
- Moore bettered that in his next game with 12 assists, marking the second-most single game assists by a Cougar freshman as he now has the second and third best performances.
- Moore led all Pac-10 freshmen in assists, assists/turnover ratio and free throw percentage and ranked second among freshmen in scoring.
- He captured the freshman record for assists, surpassing Bennie Seltzer's 114 which he recorded in 1990.
- Moore also captured the freshman record for assists average (4.2 apg) and ranks second in scoring average (12.7 ppg).
- Moore crushed the WSU freshman record for free throws made with 154 this season...the previous record was 92 set by Marcus Moore in 2001.

COUGARS AMONG WINNINGEST TEAMS IN PAC-10:

- Over the last four seasons (2006-07, 2007-08, 2008-09, 2009-10) the Cougars have the third most overall and fourth most conference wins among Pac-10 schools.
- WSU is 85-49 (.634) overall and 38-34 in conference play over the last three years and this season.
- UCLA has the best four-year record at 106-37 (.741) overall and 53-20 in league play.

COACHING STAFF

Head Coach:..... Ken Bone, First season
 Alma Mater:Seattle Pacific, 1983
 Record at WSU:.....First season
 Career Record/Division I Only: 351-181/93-63
 Assistant Coaches:.....
Curtis Allen (Washington, 2005)
 Jeff Hironaka (Eastern Oregon, 1980)
 Ben Johnson (Wisconsin-Green Bay, 1992)
 Coordinator of Basketball Operations:.....
Jared Barrett (Eastern Oregon, 1998)
 Operations Assistant:.....
Tim Marrion (Washington State, 2006)

PRONUNCIATION GUIDE

Steven Bjornstad Be-YORN-stad
 Marcus Capers CAPE-ers
 Michael Harthun Har-TOON
 Nikola Koprivica NEE-Ko-Law Cope-REE-VEET-Zuh
 Xavier Thames X-Zave-UR Th-ames

ATHLETIC MEDIA RELATIONS

Asst. Director/MBB Contact: Jessica Schmick
 Office Phone: (509) 335-0255
 Cell Phone: (509) 781-0550
 E-Mail: jessica_schmick@wsu.edu
 Student Asst./MBB Secondary Contact..Mike Walsh
 Cell Phone: (360) 600-3209
 E-Mail: michael.walsh@email.wsu.edu
 Director: Bill Stevens
 Assistant Directors:.....Linda Chalice, Craig Lawson
 Jessica Schmick, Joe Nickell
 SID Address:..... Bohler Athletic Complex 195
 Pullman, WA 99164-1602
 SID Fax:..... (509) 335-0267
 Website:..... www.wsucougars.com

2009-10 WASHINGTON STATE ROSTER

No.	Name	Pos.	Ht.	Wt.	Yr.	Exp.	Hometown (Last School)
0	Marcus Capers	G	6-4	180	SO	1V	Winter Haven, Fla. (Montverde Academy)
1	Klay Thompson	G	6-6	200	SO	1V	Ladera Ranch, Calif. (Santa Margarita Catholic HS)
2	Anthony Brown	G	6-4	206	FR	HS	Spokane, Wash. (Shadle Park HS)
3	Reggie Moore	G	6-1	178	FR	HS	Seattle, Wash. (Brewster Academy-N.H.)
4	Nikola Koprivica	G/F	6-6	221	SR	3V	Belgrade, Serbia (Sport Grammer School)
11	Xavier Thames	G	6-3	186	FR	HS	Sacramento, Calif. (Pleasant Grove HS)
12	Brock Motum	F	6-9	205	FR	HS	Brisbane, Australia (Australia Institute of Sport)
13	Steven Bjornstad	C	6-10	217	FR	HS	Vancouver, Wash. (Columbia River HS)
14	James Watson	F	6-7	213	FR*	SQ	Atoka, Okla. (Stringtown HS)
20	John Allen	G	6-0	188	FR*	SQ	Brier, Wash. (Mountlake Terrace HS)
22	Ben Loewen	G	6-0	172	SO*	SQ	Spokane, Wash. (Whitworth University)
23	DeAngelo Casto	F	6-8	241	SO	1V	Spokane, Wash. (Ferris HS)
30	Michael Harthun	G	6-3	181	SO	1V	Medford, Ore. (South Medford HS)
31	Abe Lodwick	G/F	6-7	200	SO*	1V	Bend, Ore. (Mountain View HS)
40	Charlie Enquist	F	6-10	222	SO*	1V	Edmonds, Wash. (Kings HS)
44	Austin Bragg	F	6-8	182	FR	HS	Longview, Wash. (Mark Morris HS)

*used redshirt season

COUGAR BASKETBALL • 2009-10 FINAL NOTES



• Below is a look at where the teams rank since 2006-07 (games through March 25, 2010):

	Overall	Conference
UCLA	106-37	53-20
Washington	87-49	40-32
USC	84-50	39-33
Washington State	85-48	38-33
Arizona	77-53	38-33
Stanford	79-51	36-35
California	78-55	36-36
Arizona State	76-56	34-38
Oregon	71-61	29-43
Oregon State	45-82	18-55

WHAT A DIFFERENCE A YEAR MAKES FOR KOPRIVICA:

- Nikola Koprivica improved his stats tremendously in his senior season.
- His 276 points are 11 points more than his total from his freshman, sophomore and junior season combined (257).
- With 43 treys on the season, he surpassed his total number of 3-pointers made from his first three seasons (26).
- Koprivica's 59 free throws made are 12 more than he made in his first three seasons (47), while his 79 attempts are two more than his 77 attempts during his first three seasons combined.

THOMPSON BECOMES THIRD FASTEST TO 1,000:

- With 22 points at Oregon (March 6), sophomore Klay Thompson surpassed the 1,000-point for his career...he finished the season with 1,023 points.
- Thompson became the 31st Cougar to reach 1,000 career points and the third-fastest, accomplishing the feat in his 63rd career game.
- The only two Cougars to do it faster than Thompson were Steve Puidokas (52 games) and Jim McKean (57 games)...Thompson surpassed Larry Beck who was previously third as he did it in 66 games.
- He currently ranks 29th in the WSU career record books for scoring.
- In 31 games this season, Thompson surpassed his point total from the 33 games of his freshman season.
- Thompson scored 414 as a freshman, averaging 12.5 points a game...he put up 609 points this season, averaging 19.6.

COUGAR BASKETBALL RADIO NETWORK

Anacortes	KWLE-AM 1340
Clarkston	KCLK-AM 1430
Colfax	KCLX-AM 1450
Colville	KCVL-AM 1240
Everett	KRKO-AM 1380
Longview	KEDO-1400 AM
Moses Lake	KBSN-AM 1470
Mt. Vernon	KAPS-AM 660
Pullman/Moscow	KHTR-FM 104.3
Seattle	KPTK-AM 1090
Spokane	KXLY-AM 920
Tacoma	KHHO-AM 850
Tri-Cities	KONA-AM 610
Walla Walla	KGDC-AM 1320
Wenatchee	KKRT-900 AM
Yakima	KJOX-980 AM
Internet	wsucougars.com
XM Satellite Radio	
Telephone Teamline.....	1-800-846-4700

• He shot over five times more free throws this year than the entire last season...he shot 166 as a sophomore, compared to just 31 as a freshman.

CASTO'S BLOCK PARTY

- With 67 blocked shots as a sophomore and 39 during his rookie campaign, DeAngelo Casto has 106 career blocks.
- His 106 blocks rank sixth in the WSU career record books.
- His 67 blocked shots this season are a sophomore record and rank him fourth in the Cougar single-season record books...the most blocks since Stuart House swatted 69 shots in 1979-80.
- Casto ranks second in the career record books for blocks average with 1.7 blocked shots per game.

THREE COUGS EARN PAC-10 HONORS:

- For the second-straight season, three Cougars earned Pacific-10 Conference Honors.
- Sophomore Klay Thompson was named to the All-Pac-10 First Team.
- Thompson became the fourth Cougar in four years to be named to the first team...he joins Kyle Weaver (2007), Derrick Low (2007) and former teammate Taylor Rochestie (2009).
- This year marks the first time since 1997 and 1998 that two Cougars earned first team honors in consecutive seasons.
- Thompson was one of three underclassmen to be named to the first team.
- Sophomore DeAngelo Casto was named All-Pac-10 Honorable Mention and to the all-defensive team.
- Casto becomes just the fourth Cougar to earn defensive honors, as Kyle Weaver was named to the team in 2008 and Robbie Cowgill earned honorable mention that same year.
- Keith Morrison was named the league's defensive player of the year in 1986.
- Casto also becomes the 10th WSU player to be named All-Pac-10 Honorable Mention.
- Reggie Moore earned Pac-10 All-Freshman Team accolades.
- It's just the second time in school history that WSU freshmen have been named to the Pac-10 All-Freshman Team in consecutive seasons.
- Prior to Thompson and Casto picking up the honors last season, Marcus Moore was the last Cougar to earn the honors in 2001.
- Last season Thompson and Casto earned all-freshman honors and Taylor Rochestie was named All-Pac-10 First Team.

NATIONAL HONORS FOR THREE COUGS AS WELL:

- Klay Thompson, DeAngelo Casto and Reggie Moore were also honored by various national publications and organizations.
- Thompson was named all-district by both the United States Basketball Writers Association (USBWA) and the National Association of Basketball Coaches (NABC).
- He was also named first team all-Pac-10 by Netscouts Basketball and second team all-league by *The Sporting News*.
- DeAngelo Casto was named to the 20-man defensive all-America squad by CollegeInsider.com.
- Reggie Moore was one of 20 selected to the Freshman All-America team by CollegeInsider.com.

KOPRIVICA; LODWICK EARN ALL-ACADEMIC HONORS:

- Nikola Koprivica and Abe Lodwick were named to the 2010 Pacific-10 Men's Basketball All-Academic Teams.

KLAY THOMPSON NOTES

2009-10 Honors:

- Great Alaska Shootout
- Carrs/Safeway Player of the Game - Nov. 25
- Carrs/Safeway Player of the Game - Nov. 27
- Carrs/Safeway Player of the Game - Nov. 28
- Great Alaska Shootout Most Outstanding Player - Nov. 28

- Pac-10 Player of the Week - Nov. 16-22
- Pac-10 Player of the Week - Nov. 23-29

- ESPN.com Player of the Week - Nov. 23-29

- John R. Wooden Midseason Top 30 Candidate

- Third fastest and 31st Cougar to 1,000 points - March 6

- All-Pac-10 First Team
- USBWA All-District IX
- NABC All-District 20 First Team
- NetScouts Basketball All-Pac-10 First Team
- *The Sporting News* Second Team All-Pac-10

Thompson in the NCAA Rankings (through games April 5)

Points Per Game: Thompson-33rd-19.6
Leader: Aubrey Coleman (Houston), 25.6

3-Point FGs Per Game: Thompson-77th, 2.5
Leader: Robbie Harman (Central Michigan), 3.5

Free Throw Pct: Thompson-156th, .801
Donald Sims (Appalachian State), .951

Field Goal Pct: Thompson-238th, .412
Leader: Adnan Hodzic (Lipscomb), .604

Thompson in the Pac-10 Rankings (through games March 30)

Points Per Game: Thompson-2nd, 19.6
3-Point FG Per Game: Thompson-5th, 2.5
Free Throw Pct: Thompson-8th, .801
Steals Per Game: Thompson-8th, 1.4
Rebounding: Thompson-14th, 5.1

COUGS IN PAC-10 RANKINGS

Reggie Moore

Assists: 5th, 4.2 apg (1st-FR) (113th nationally)
Assist/Turnover Ratio: 5th, 1.5 (1st-FR) (225th nationally)
Free Throw Pct.: 10th, .794 (1st-FR) (175th nationally)
Scoring: 14th, 12.7 ppg (2nd-FR)
Steals: 10th, 1.4 spg (2nd-FR)

DeAngelo Casto

Blocked Shots: 1st, 2.2 bpg (34th nationally)
Rebounding: 7th, 7.0 rpg (193rd nationally)
Offensive Rebounds: 4th, 2.6
Defensive Rebounds: 9th, 4.3

Nikola Koprivica

3pt FG Pct.: 3rd, .426
Rebounding: 15th, 5.1
(rankings through games March 30)

COUGAR BASKETBALL • 2009-10 FINAL NOTES



- This year marks the fourth-straight season the Cougars have placed multiple student-athletes on the first and/or second teams.
- Koprivica was named to the first team for the second-straight season, picking up his third-straight Pac-10 all-academic honor.
- Lodwick earned second team accolades for the first time.
- Last year four Cougars were named to the all-academic first team.
- Over the last four seasons, WSU has earned all-academic honors 14 times.

BEST OF THE BOTTOM:

- Since the Pac-8 was created in 1968-69, no conference team has ever finished last in the league with at least six wins.
- This season's Cougar squad has the most league wins of any team to finish last in either the Pac-10 or the Pac-8.
- On top of that, WSU's 16 overall wins mark the most wins by a last-place team in both the Pac-10 and Pac-8.

BACK-TO-BACK STELLAR STARTS FOR WSU COACHES:

- First-year Cougar head coach Ken Bone got his team off to a 6-0 start, making him the second-straight WSU coach to start 6-0 in his rookie campaign.
- Bone's 6-0 mark ranks as the fifth-best start by a Pacific-10 Conference coach in his debut in the post-World War II era.
- It ties as the 18th-best start by a head coach at a current Pac-10 institution.

COUNTRY'S YOUNGEST TEAMS

Most Underclassmen

1.	Washington State	15
2.	Harvard	14
3.	UCF	13
	Toledo	13

Fewest Upperclassmen

1.	Saint Louis	1
	Washington State	1
3.	Arizona	2
	Toledo	2
4.	UCF	3
	George Mason	3
	Florida Atlantic	3
	Wyoming	3

*Research done by UCF

NLI EARLY SIGNING PERIOD

Patrick Simon (6-8, 205, F)

Ephrata, Wash./Ephrata HS

Faisal Aden (6-4, 185, G)

San Diego, Calif./Hillsborough CC

- Four seasons ago, Tony Bennett got off to a 7-0 start for the Cougars, which ties for the 13th-best start by a Pac-10 coach.

THOMPSON JOINS FONTAINE IN 20-PLUS POINT GAMES:

- Klay Thompson scored 20-plus points in Washington State's first six games this season.
- It marks the most consecutive 20-plus point performances by a Cougar since the school's all-time leading scorer, Isaac Fontaine, scored 20-plus in six-straight games Dec. 7-29, 1996.
- Thompson became the fifth Cougar to notch six-consecutive 20-point games, joining Jim Meredith (Dec. 11-26, 1970), Don Collins (Feb. 24-Dec. 5, 1970), Joe Wallace (Dec. 20, 1984-Jan. 5, 1985) and Fontaine.
- He reached 20-plus points in 17 of WSU's 31 games.
- He also reached double figures in 33 of WSU's 62 halves this season and in 25 of the team's 31 games.

THOMPSON EARNS BACK-TO-BACK PLAYER OF THE WEEK HONORS:

- Klay Thompson was named the Pacific-10 Conference Player of the week for the weeks of Nov. 16-22 and Nov. 23-29.
- He is just the third Cougar to earn a Pac-10 Player of the Week award twice in the same season as Daven Harmeling did so in 2006-07 and Joe Wallace accomplished the feat in 1985-87.
- He's just the second Cougar to earn the honor over the last three seasons.
- He became the 17th men's basketball player student-athlete to earn back-to-back Player of the Week honors, as Patrick Christopher of California and James Harden, formerly of Arizona State, accomplished it last season.
- Thompson joins elite company, as he became the 13th sophomore to earn multiple Player of the Week awards.
- James Harden, Ryan Anderson, Darren Collison, Daven Harmeling, Gilbert Arenas, Baron Davis, Jason Kidd, Harold Miner, Chris Mills, Adam Keefe, Gary Payton and Reggie Miller also accomplished that feat in their sophomore campaigns.

THE PAC-10 40 POINT CLUB:

- With his 43 points against San Diego (Nov. 28), Klay Thompson became just the third Pac-10 player to score 40 points in the last five seasons...James Harden of ASU scored 40 in 2008-09 and Leon Powe of California scored 41 in 2005-06.
- It's the most points scored by a Pac-10 player since Jason Kapono of UCLA scored 44 against WSU, Jan. 4, 2003.

SOUTHPAW STRONG:

- For the second-straight season, WSU has five left-handed shooters on its team in 2009-10.
- Anthony Brown, Marcus Capers, Nikola Koprivica, Abe Lodwick and Brock Motum are all left-handed on the basketball court.

- Last season WSU also had five lefties on the team with Taylor Rochestie and Nick Witherill.

COUGARS DOMINATE SHOOTOUT:

- The Cougars not only won the Great Alaska Shootout title, but they also notched their names in the record books along the way.
- WSU's .575 field goal percentage in its three games is the third-best in Shootout history and just .011 behind the record.
- The Cougs' .511 3-point field goal percentage is the fifth-best 3-point shooting performance all time.
- They set the championship game record for largest margin of victory with a 37-point defeat (93-56) of San Diego...the old record was 29 (76-47) points as San Diego State defeated Hampton last season.
- WSU tied the tournament championship game record for most second half points with 54, held by Illinois vs. New Mexico State in 1992 and Iowa vs. Northeastern in 1986.
- WSU led the tournament in scoring offense (86.0 ppg), scoring defense (64.3 papg), field goal percentage (.575), field goal percentage defense (.391), 3-point field goal percentage (.511), blocked shots (4.7 bpg) and assists (19.0 apg).
- To put it in perspective, there have been 381 Shootout games over 32 years.

THOMPSON MAKES ALASKA HIS 'KLAY'GROUND:

- Klay Thompson had the week of his young career at the Great Alaska Shootout in Anchorage, Nov. 25-28.
- Thompson broke the Great Alaska Shootout single-game and championship game records with 43 points in WSU's win over San Diego...the old record was set by Glenn Robinson of Purdue also in the championship game against Portland in 1993.
- His 16 field goals mark a championship game record, besting Robinson's mark of 15 in 1993.
- Thompson also set championship game records for field goals made (16), 3-pointers made (eight) and 3-pointers attempted (13).
- His 89 total points were tied for second most in the tournament with Casey Green of Southwest Louisiana (1997).
- Thompson's 14 3-pointers stand at fifth best all-time in the Great Alaska Shootout.
- He was named the Carrs/Safeway Player of the Game in all three WSU games.
- He earned the tournament's Most Outstanding Player award.
- He led the tournament in points, scoring average, 3-point field goals made, 3-point field goals attempted and free throws, and was ranked in the top five in assists, steals, blocks and minutes played.



WSU CAREER LEADERS	WSU SEASON LEADERS	WSU FRESHMAN LEADERS
SCORING AVERAGE 1. Steve Puidokas (1974-77) 18.6 3. Isaac Fontaine (1994-97) 16.7 4. Terrence Lewis (1991-92) 16.23 5. Larry Beck (1955-57) 16.18 6. Klay Thompson (2009-present) 15.98 7. Terry Ball (1960-62) 15.79 3-POINT FIELD GOALS 1. Eddie Hill (1991-94) 233 7. Marcus Moore (2001-04) 152 8. Klay Thompson (2009-present) 144 BLOCKED SHOTS 1. James Donaldson (1976-79) 176 5. Otis Jennings (1983-86) 116 6. DeAngelo Casto (2009-present) 106 SCORING 1. Isaac Fontaine (1994-97) 2003 27. Dennis Hogg (1969-71) 1037 28. Brian Wright (1986-89) 1025 29. Klay Thompson (2009-present) 1023 3-POINT FIELD GOAL ATTEMPTS 1. Bennie Seltzer (1990-93) 585 7. Isaac Fontaine (1994-97) 455 8. Klay Thompson (2009-Present) 374 3-POINT FIELD GOAL PERCENTAGE 1. Isaac Fontaine (1994-97) .457 9. Klay Thompson (2009-Present) .385 10. Shamon Antrum (1995-96) .384 11. Jan-Michael Thomas (1999-2000) .383 David Adams (2000-01) .383 14. Derrick Low (2005-08) .372 FREE THROW PERCENTAGE 1. Taylor Rochestie (2007-09) .835 2. Jan-Michael Thomas (1999-2000) .829 3. Byron Vadset (1962-64) .825 4. Klay Thompson (2009-Present) .817 5. Bryan Rison (1979-80) .8049 6. Terry Kelly (1977-80) .8045 BLOCKS AVERAGE 1. James Donaldson (1976-79) 2.1 2. DeAngelo Casto (2009-Present) 1.66 3. Ivory Clark (2006-07) 1.4 16. Joe Wallace (1984-87) 0.73 17. Klay Thompson (2009-Present) 0.66 18. Jeff Varem (2004-05) 0.58	SCORING 1. Isaac Fontaine (1997) 657 2. Don Collins (1980) 647 3. Klay Thompson (2009) 609 SCORING AVERAGE 1. Don Collins (1980) 23.1 2. Steve Puidokas (1975) 22.4 3. Isaac Fontaine (1997) 21.9 4. Klay Thompson (2009) 19.64 5. Jim McKean (1968) 19.60 FIELD GOALS 1. Don Collins (1980) 253 5. Brian Quinnett (1989) 210 6. Harold Rhodes (1977) 209 7. Terrence Lewis (1992) 203 8. Joe Wallace (1985) 200 Klay Thompson (2009) 200 FIELD GOAL ATTEMPTS 1. Klay Thompson (2009) 485 2. Larry Beck (1957) 451 3-POINT FIELD GOALS 1. Derrick Low (2008) 92 5. Bennie Seltzer (1993) 78 6. Eddie Hill (1993) 77 7. Klay Thompson (2009) 76 3-POINT FIELD GOAL ATTEMPTS 1. Derrick Low (2008) 239 2. Jan-Michael Thomas (1999) 220 3. Klay Thompson (2010) 209 FREE THROWS 1. Ron Bennik (1955) 185 4. Larry Beck (1957) 165 5. Ron Bennink (1954) 157 6. Reggie Moore (2010) 154 7. Terry Ball (1961) 150 Jim McKean (1968) 150 BLOCKS 1. James Donaldson (1978) 82 2. James Donaldson (1979) 76 3. Stuart House (1980) 69 4. DeAngelo Casto (2010) 67 BLOCKS AVERAGE 1. James Donaldson (1978) 3.0 2. James Donaldson (1979) 2.9 3. Stuart House (1980) 2.5 4. DeAngelo Casto (2010) 2.16 ASSISTS 1. Donminic Ellison (1995) 192 9. Craig Ehlo (1983) 135 10. Marcus Moore (2002) 131 Reggie Moore (2010) 131 MINUTES 1. Taylor Rochestie (2008) 1223 7. Terrence Lewis (1992) 1106 8. Keith Morrison (1986) 1105 9. Klay Thompson (2010) 1096 10. Klay Thompson (2009) 1092	POINTS 1. Steve Puidokas (1974) 454 2. Klay Thompson (2009) 414 3. Reggie Moore (2010) 394 SCORING AVERAGE 1. Steve Puidokas (1974) 16.8 2. Reggie Moore (2010) 12.7 3. Mark Hendrickson (1993) 12.6 4. Klay Thompson (2009) 12.5 ASSISTS 1. Reggie Moore (2010) 131 2. Bennie Seltzer (1990) 114 ASSIST AVERAGE 1. Reggie Moore (2010) 4.2 2. Bennie Seltzer (1990) 4.1 FREE THROW PERCENTAGE 1. Reggie Moore (2010) .794 (154-for-194) 2. David Adams (2000) .7544 (43-for-57) FREE THROWS MADE 1. Reggie Moore (2010) 154 2. Marcus Moore (2001) 92 STEALS 1. Mike Bush (1999) 47 2. Reggie Moore (2010) 42 MINUTES PLAYED 1. Klay Thompson (2009) 1092 2. Reggie Moore (2010) 1007 WSU FRESHMAN SINGLE-GAME LEADERS FREE THROWS 1. Reggie Moore at Kansas State (12/5/09) 12 2. Isaac Fontaine vs. Michigan State (11/27/93) 10 Marcus Moore vs. Washington (3/3/01) 10 Reggie Moore at Arizona (1/8/10) 10 Reggie Moore at Oregon State (3/4/10) 10 3. Mark Hendrickson vs. UCLA (2/6/93) 9 Reggie Moore vs. California (1/14/10) 9 FREE THROW ATTEMPTS 1. Reggie Moore at Kansas State (12/5/09) 15 2. Marcus Moore vs. Washington (3/3/01) 14 Reggie Moore at Arizona (1/8/10) 14 ASSISTS 1. Bennie Seltzer at UCLA (3/1/90) 13 2. Reggie Moore vs. Portland State (12/19/09) 12 3. Reggie Moore vs. Air Force (12/12/09) 10 STEALS 1. Marcus Moore vs. Montana (12/12/00) 6 Reggie Moore vs. San Diego (12/28/09) 6



WASHINGTON STATE AT THE PAC-10 TOURNAMENT

RECORD BY YEAR

Year	Record	Seed
2010	0-1	No. 9 Seed
2009	1-1	No. 7 Seed
2008	1-1	No. 3 Seed
2007	1-1	No. 2 Seed
2006	0-1	No. 10 Seed
2005	0-1	No. 7 Seed
2004	0-1	No. 8 Seed
1990	0-1	No. 10 Seed
1989	1-1	No. 8 Seed
1988	1-1	No. 6 Seed
1987	0-1	No. 9 Seed
Total	5-11	

RECORD BY SEED

Seed	Record
No. 2	1-1
No. 3	1-1
No. 6	1-1
No. 7	1-2
No. 8	1-2
No. 9	0-2
No. 10	0-2

RECORD BY OPPONENT

Opponent	Record	Year Played	Result/Score
Arizona	0-1	1989	L 54-62
Arizona State	0-1	1987	L 60-76
California	0-0	--	--
Oregon	3-2	2010	L 80-82 (OT)
		2009	W 62-40
		2008	W 75-70
		2006	L 55-66
		1989	W 78-56
Oregon State	0-1	1988	L 68-74 (OT)
Stanford	0-3	2008	L 68-75
		2005	L 58-60
		2004	L 47-68
UCLA	1-1	2009	L 64-53
		1988	W 73-71
USC	0-2	2007	L 61-70
		1990	L 68-85
Washington	1-0	2007	W 74-64



2009-10 PACIFIC-10 CONFERENCE MEN'S BASKETBALL STANDINGS

	CONFERENCE					OVERALL						
	W	L	PCT	HOME	AWAY	W	L	PCT	HOME	AWAY	NET	STREAK
California (NCAA)	13	5	.722	8-1	5-4	24	11	.688	15-1	8-8	3-4	L1
Arizona State (NIT)	12	8	.600	7-2	5-4	22	11	.667	18-4	5-5	1-2	L2
Washington* (NCAA)	11	7	.611	7-2	4-5	20	10	.722	17-2	4-8	5-2	L1
Arizona	10	8	.558	8-3	4-5	18	15	.548	11-5	4-7	1-2	L1
USC	8	10	.444	8-3	2-7	18	14	.563	11-5	2-9	3-0	L5
Oregon State (CB)	8	10	.444	5-4	3-8	14	18	.438	9-7	4-9	1-2	L3
UCLA	8	10	.444	5-4	3-8	14	18	.438	10-8	3-7	1-5	L1
Oregon	7	11	.389	3-8	4-5	18	18	.500	11-8	4-7	1-1	L1
Stanford	7	11	.389	5-4	2-7	14	18	.438	10-8	2-10	2-2	L1
Washington State	8	12	.333	4-5	2-7	18	15	.548	10-5	3-9	3-0	L4

* - Pac-10 Tournament Champion



WASHINGTON STATE HEAD COACH KEN BONE



ONE SEASON

SEATTLE PACIFIC, 1983

RECORD AT WSU: 16-15, 6-12

CAREER RECORD/D-I ONLY: 351-181/93-63

COACHING EXPERIENCE:

1982-83	Shorewood (WA) High School – Assistant Coach
1983-84	Cal State Stanislaus – Assistant Coach
1984-85	Cal State Stanislaus – Head Coach
1985-86	Olympic Junior College – Head Coach
1986-90	Seattle Pacific – Assistant Coach
1990-2002	Seattle Pacific – Head Coach
2002-05	University of Washington – Assistant Coach
2005-09	Portland State – Head Coach
2009-present	Washington State – Head Coach

BONE VS OPPONENTS AS DI HEAD COACH

	At WSU	Overall		At WSU	Overall
Air Force	1-0	1-0	Lewis and Clark		3-0
Akron		1-0	Linfield		1-0
Alaska Anchorage	1-0	1-0	LSU		1-0
Arizona	2-0	2-0	Middle Tennessee State		0-1
Arizona State	0-2	1-1	Mississippi Valley State	1-0	1-0
Arkansas		0-1	Montana		5-3
Baylor		0-1	Montana State		7-3
Bethune-Cookman		1-0	Nicholls State	1-0	1-0
Boise State		1-0	Northern Arizona		6-3
UC Davis		1-1	Northern Colorado		6-0
UCLA	0-2	0-3	Northern Illinois		1-0
California	0-2	0-2	Oregon	0-3	1-4
Cal Poly		1-2	Oregon State	1-2	1-2
Cal State Fullerton		1-1	Pacific Lutheran		1-0
Cal State Northridge		0-1	Portland		3-1
Colorado State		0-1	Portland State	1-0	1-0
Eastern Washington	1-0	5-5	Rice		1-0
Evergreen State		1-0	Sacramento State		5-3
Gonzaga	0-1	1-3	San Diego	1-0	1-0
Hampton		0-1	San Jose State		1-1
Howard		2-0	Seattle		2-0
Idaho	1-0	3-0	USC	2-0	2-0
Idaho State		8-2	Stanford	1-1	1-1
Iona		0-1	Texas Southern		1-0
Iowa State		0-1	Utah Valley State		2-0
IPFW	1-0	1-0	Warner Pacific		1-0
IUPUI		1-0	Washington	0-2	0-5
Kansas		0-1	Washington State		0-1
Kansas State	0-1	0-1	Weber State		3-6
Lehigh		1-0	Xavier		0-1

KEN BONE YEAR-BY-YEAR

AS A DIVISION I HEAD COACH


Year	School	Overall	Conference	Conference	NCAA
		W L Pct.	W L Pct.	Tournament	Tournament
2005-06	Portland State	12 16 .428	5 9 T-5th	Quarterfinals	--
2006-07	Portland State	19 13 .594	9 7 4th	Semifinals	--
2007-08	Portland State	23 10 .697	14 2 1st	Champion	First Round
2008-09	Portland State	23 10 .697	11 5 T-2nd	Champion	First Round
2009-10	Washington State	16 15 .516	6 12 10th	First Round	--
Totals	5 Seasons	93 64 .592	46 35		

AS A DIVISION II HEAD COACH

Year	School	Overall	Conference	NCAA
		W L Pct.	W L Pct.	Tournament
1990-91	Seattle Pacific	17 10 .630	5 3 T-1st	--
1991-92	Seattle Pacific	23 8 .742	7 3 T-1st	--
1992-93	Seattle Pacific	21 9 .700	7 3 T-3rd	--
1993-94	Seattle Pacific	18 10 .643	6 6 T-3rd	First Round
1994-95	Seattle Pacific	20 9 .690	9 3 1st	Third Round
1995-96	Seattle Pacific	23 6 .793	9 3 T-1st	Third Round
1996-97	Seattle Pacific	18 9 .667	6 6 T-3rd	--
1997-98	Seattle Pacific	18 12 .600	7 5 T-2nd	Third Round
1998-99	Seattle Pacific	23 8 .742	12 6 T-3rd	Third Round
1999-00	Seattle Pacific	27 5 .844	12 2 1st	Semifinal
2000-01	Seattle Pacific	21 6 .777	14 4 2nd	First Round
2001-02	Seattle Pacific	24 5 .828	15 3 T-1st	Second Round
Totals	12 Seasons	253 97 .723	109 74	

WHEN WSU...

	2009-10	2008-09	2007-08
Played an overtime game	1-2	2-0	1-1
Played a live television game	10-11	9-13	16-8
Led at the half	13-4	11-4	19-2
Trailing at the half	2-10	5-12	6-5
Was tied at the half	1-0	1-0	1-2
Shot under 40 % FG	2-6	2-9	0-3
Shot 40-44 % FG	3-5	5-4	6-2
Shot 45-49 % FG	1-2	5-2	8-2
Shot 50 % or better FG	10-2	5-1	12-2
Opp. Shot under 40 % FG	8-1	13-4	14-0
Opp. Shot 40-44 % FG	4-1	2-6	5-3
Opp. Shot 45-49 % FG	2-5	1-3	4-2
Opp. Shot 50 % or better FG	2-7	1-3	3-3
Made 0-4 three-pointers	5-6	5-8	9-3
Made 5-7 three-pointers	9-5	7-6	9-4
Made 8 or more three-pointers	2-4	5-2	8-3
Shot more FTs than its opp.	14-8	8-1	22-3
Shot less FTs than its opp.	1-6	9-14	3-5
Shot same FTs as its opp.	1-1	0-0	1-1
Had more rebounds than opp.	12-4	16-3	16-2
Had less rebounds than opp.	3-10	1-10	9-7
Had the same rebounds as opp.	1-1	0-2	1-0
Had less than 10 TOs	3-1	5-4	11-3
Had 10-15 TOs	9-10	10-11	13-6
Had more than 15 TOs	4-4	2-1	2-0
Opp. committed less than 10 TOs	1-2	5-8	4-4
Opp. committed 10-15 TOs	11-6	8-7	13-6
Opp. committed more than 15 TOs	3-7	4-0	7-1
Scored less than 50 points	0-1	0-3	0-1
Scored 50-59 points	1-4	4-11	4-3
Scored 60-69 points	3-5	8-2	9-4
Scored 70-79 points	7-2	4-0	12-1
Scored 80-89 points	2-3	1-0	1-0
Scored 90 or more points	3-0	0-0	0-0
Allowed less than 50 points	1-0	8-1	12-0
Allowed 50-59 points	1-2	7-4	7-0
Allowed 60-69 points	10-1	1-9	4-6
Allowed 70-79 points	4-5	0-2	3-2
Allowed 80-89 points	0-4	1-0	0-1
Allowed 90 or more points	0-3	0-0	0-0
Played a day game	5-5	3-6	6-3
Played a night game	11-10	14-10	20-6
Played Sunday	0-1	1-0	4-0
Played Monday	1-0	0-0	0-0
Played Tuesday	1-0	3-1	1-0
Played Wednesday	2-2	1-1	1-0
Played Thursday	2-6	4-5	8-4
Played Friday	3-0	2-0	5-1
Played Saturday	7-6	6-9	7-4
Played in November	6-0	5-1	7-0
Played in December	4-3	3-3	5-0
Played in January	4-4	4-5	5-3
Played in February	2-5	4-4	5-3
Played in March	0-3	1-3	4-3
Wore its white uniform	9-5	12-8	16-4
Wore its gray uniforms	4-1		
Wore its crimson uniform	3-9	5-8	10-5



#0

Marcus Capers

Guard • 6-4 • 180 • Sophomore
Winter Haven, Fla. • Montverde Academy

CAPERS'S

CAREER/SEASON HIGHS

Minutes

Career 43 vs. Oregon, 12/31/09
Season 43 vs. Oregon, 12/31/09
Pac-10 43 vs. Oregon, 12/31/09

Points

Career 16 vs. Oregon (Los Angeles), 3/10/10
Season 16 vs. Oregon (Los Angeles), 3/10/10
Pac-10 13 vs. Arizona State, 2/4/10

Field Goals Made

Career 8 vs. Oregon (Los Angeles), 3/10/10
Season 8 vs. Oregon (Los Angeles), 3/10/10
Pac-10 5 (twice) vs. Arizona State, 2/4/10

Field Goal Attempts

Career 14 vs. Oregon (Los Angeles), 3/10/10
Season 14 vs. Oregon (Los Angeles), 3/10/10
Pac-10 9 at Arizona, 1/8/10

3-Pt Field Goals Made

Career None
Season None
Pac-10 None

3-Pt Field Goal Attempts

Career 1 (four times) vs. Oregon State, 2/14/09
Season None
Pac-10 1 (three times) vs. Oregon State, 2/14/09

Free Throws Made

Career 6 vs. Nicholls State, 11/27/09
Season 6 vs. Nicholls State, 11/27/09
Pac-10 4 vs. Arizona, 2/6/10

Free Throws Attempted

Career 9 vs. Nicholls State, 11/27/09
Season 9 vs. Nicholls State, 11/27/09
Pac-10 8 vs. Arizona State, 2/4/10

Rebounds

Career 10 vs. Oregon State, 1/2/10
Season 10 vs. Oregon State, 1/2/10
Pac-10 10 vs. Oregon State, 1/2/10

Assists

Career 6 (twice) vs. Arizona, 2/26/09
Season 5 at California, 2/13/10
Pac-10 6 vs. Arizona, 2/26/09

Blocks

Career 4 at California, 2/13/10
Season 4 at California, 2/13/10
Pac-10 4 at California, 2/13/10

Steals

Career 5 vs. Washington, 2/27/10
Season 5 vs. Washington, 2/27/10
Pac-10 5 vs. Washington, 2/27/10

Most Recent Occurrences Noted

2009-10 GAME-BY-GAME STATISTICS


Opponent	Date	GS	Min	FG	FGA	Pct	3FG	FGA	Pct	FT	FTA	Pct	Off	Def	Tot	Avg	PF	FO	A TO	BlkStl	Pts	Avg			
MISS. VALLEY STATE	11/13/09	*	20	4	6	.667	0	0	.000	2	2	1.000	2	5	7	7.0	1	0	0	1	0	10	10.0		
EASTERN WASHINGTON	11/16/09	*	20	0	1	.000	0	0	.000	1	2	.500	1	2	3	5.0	4	0	3	0	1	0	5.5		
IPFW	11/19/09	*	20	0	1	.000	0	0	.000	4	4	1.000	0	3	3	4.3	4	0	3	0	1	0	4	5.0	
at Alaska Anchorage	11/25/09	*	22	3	3	1.000	0	0	.000	4	6	.667	1	2	3	4.0	4	0	2	0	0	10	6.3		
vs Nicholls State	11/27/09	*	22	2	4	.500	0	0	.000	6	9	.667	3	2	5	4.2	4	0	2	2	2	0	10	7.0	
vs San Diego	11/28/09	*	25	1	4	.250	0	0	.000	2	2	1.000	3	5	8	4.8	3	0	0	1	1	1	4	6.5	
at Gonzaga	12/02/09	*	35	3	8	.375	0	0	.000	0	2	.000	5	2	7	5.1	3	0	1	0	0	3	6	6.4	
at Kansas State	12/05/09	*	27	3	4	.750	0	0	.000	3	7	.429	0	2	2	4.8	4	0	1	2	2	1	9	6.8	
IDAHO	12/09/09	*	29	1	4	.250	0	0	.000	0	1	.000	1	2	3	4.6	5	1	1	0	0	0	2	6.2	
AIR FORCE	12/12/09	*	20	5	6	.833	0	0	.000	2	5	.400	2	2	4	4.5	3	0	0	2	0	0	12	6.8	
PORTLAND STATE	12/19/09	*	26	3	6	.500	0	0	.000	0	0	.000	1	2	3	4.4	1	0	3	3	0	0	6	6.7	
vs LSU	12/22/09	*	29	2	3	.667	0	0	.000	4	4	1.000	0	3	3	4.3	3	0	2	1	0	1	8	6.8	
OREGON	12/31/09	*	43	2	2	1.000	0	0	.000	0	0	.000	0	2	2	4.1	1	0	2	2	1	0	4	6.6	
OREGON STATE	01/02/10	*	35	5	8	.625	0	0	.000	0	0	.000	2	8	10	4.5	0	0	2	2	1	0	10	6.9	
at Arizona	01/08/10	*	28	2	4	.500	0	0	.000	1	2	.500	0	3	3	4.4	2	0	1	0	1	0	5	6.7	
at Arizona State	01/10/10	*	28	3	9	.333	0	0	.000	2	4	.500	3	0	3	4.3	3	0	0	0	1	0	8	6.8	
CALIFORNIA	01/14/10	*	35	4	6	.667	0	0	.000	1	1	1.000	1	2	3	4.2	3	0	2	2	0	2	9	6.9	
STANFORD	01/16/10	*	35	4	7	.571	0	0	.000	2	2	1.000	2	4	6	4.3	1	0	0	3	1	0	10	7.1	
at USC	01/21/10	*	27	3	6	.500	0	0	.000	0	0	.000	1	1	2	4.2	2	0	1	0	1	0	6	7.1	
at UCLA	01/23/10	*	25	2	2	1.000	0	0	.000	1	2	.500	2	2	4	4.2	1	0	2	2	0	0	5	7.0	
at Washington	01/30/10	*	27	3	8	.375	0	0	.000	1	5	.200	1	3	4	4.2	2	0	1	2	1	1	7	7.0	
ARIZONA STATE	02/04/10	*	22	5	6	.833	0	0	.000	3	8	.375	6	2	8	4.4	4	0	0	1	1	3	13	7.2	
ARIZONA	02/06/10	*	25	1	2	.500	0	0	.000	4	4	1.000	1	1	2	4.3	2	0	1	1	1	2	6	7.2	
at Stanford	02/11/10	*	22	2	2	1.000	0	0	.000	0	0	.000	0	3	3	4.2	2	0	0	0	0	1	4	7.0	
at California	02/13/10	*	23	4	4	1.000	0	0	.000	1	2	.500	1	3	4	4.2	4	0	5	3	4	2	9	7.1	
UCLA	02/18/10	*	27	2	3	.667	0	0	.000	2	2	1.000	0	2	2	4.1	3	0	2	2	0	1	6	7.1	
USC	02/20/10	*	28	2	4	.500	0	0	.000	1	1	1.000	3	3	6	4.2	1	0	1	2	0	1	5	7.0	
WASHINGTON	02/27/10	*	31	1	5	.200	0	0	.000	2	2	1.000	1	2	3	4.1	2	0	1	3	1	5	4	6.9	
at Oregon State	03/04/10	*	20	0	1	.000	0	0	.000	1	2	.500	0	3	3	4.1	4	0	0	2	0	1	1	6.7	
at Oregon	03/06/10	*	16	1	2	.500	0	0	.000	1	2	.500	1	0	1	4.0	5	1	2	0	0	1	3	6.6	
vs Oregon	03/10/10	*	34	8	14	.571	0	0	.000	0	0	.000	5	1	6	4.1	3	0	2	2	1	0	16	6.9	
Totals			28	826	81	145	.559	0	0	.000	51	83	.614	49	77	126	4.1	84	2	43	41	22	26	213	6.9

MISC. STATS

Category	Season	Career
Double-Figure Scoring	8	8
Double-Figure Rebounding	1	1
Double-Doubles	1	1
Triple-Doubles	0	0
Led WSU in Scoring	0	0
Led WSU in Rebounding	3	5
20+ Point Games	0	0
30+ Point Games	0	0

CAREER STATISTICS

YEAR	GP-GS	FGM-FGA	FG%	3-POINT FGM-FGA	FG%	FTM-FTA	FT%	OFF	DEF	TOT/AVG	PF-DQ	PTS	AVG	AST	TO	BLK	STL	MIN	AVG
2009	32-9	20-69	.290	0-7	.000	13-22	.591	9	64	73/2.3	56-2	53	1.7	41	27	9	6	503	15.7
2010	31-28	81-145	.559	0-0	.000	51-83	.614	49	77	126/4.1	84-2	213	6.9	43	41	22	26	826	26.6
TOTAL	63-37	101-214	.472	0-7	.000	64-105	.610	58	141	199/3.2	140-4	266	4.2	84	68	31	32	1329	21.1



#1

Klay Thompson

Guard • 6-6 • 200 • Sophomore

Ladera Ranch, Calif. • Santa Margarita Catholic HS

2009-10 GAME-BY-GAME STATISTICS

Opponent	Date	GS	Min	FG	FGA	Pct	3FG	FGA	Pct	FT	FTA	Pct	Off	Def	Tot	Avg	PF	FO	A TO	BlkSt	Pts	Avg		
MISS. VALLEY STATE	11/13/09	*	28	5	11	.455	2	5	.400	8	9	.889	2	3	5	5.0	3	0	3	5	0	20	20.0	
EASTERN WASHINGTON	11/16/09	*	37	6	16	.375	3	5	.600	9	14	.643	4	2	6	5.5	1	0	1	2	0	24	22.0	
IPFW	11/19/09	*	29	15	20	.750	2	3	.667	5	5	1.000	0	3	3	4.7	0	0	3	1	1	37	27.0	
at Alaska Anchorage	11/25/09	*	38	9	18	.500	3	5	.600	4	5	.800	2	5	7	5.3	3	0	4	1	1	25	26.5	
vs Nicholls State	11/27/09	*	37	7	14	.500	3	6	.500	4	4	1.000	1	2	3	4.8	2	0	6	3	2	21	25.4	
vs San Diego	11/28/09	*	35	16	24	.667	8	13	.615	3	4	.750	1	4	5	4.8	2	0	4	2	0	43	28.3	
at Gonzaga	12/02/09	*	39	6	21	.286	0	4	.000	3	7	.429	3	3	6	5.0	2	0	0	3	0	15	26.4	
at Kansas State	12/05/09	*	33	5	15	.333	1	4	.250	11	11	1.000	2	4	6	5.1	3	0	1	9	0	22	25.9	
IDAHO	12/09/09	*	35	9	21	.429	2	9	.222	5	7	.714	1	8	9	5.6	2	0	3	2	1	25	25.8	
AIR FORCE	12/12/09	*	34	6	13	.462	3	6	.500	4	6	.667	2	6	8	5.8	3	0	1	2	0	19	25.1	
PORTLAND STATE	12/19/09	*	32	8	15	.533	4	6	.667	3	3	1.000	0	0	0	5.3	2	0	5	3	0	23	24.9	
vs LSU	12/22/09	*	44	7	18	.389	2	8	.250	10	12	.833	0	6	6	5.3	2	0	2	5	0	1	26	25.0
OREGON	12/31/09	*	49	6	19	.316	2	10	.200	19	21	.905	0	1	1	5.0	1	0	4	2	1	33	25.6	
OREGON STATE	01/02/10	*	29	2	6	.333	1	4	.250	2	4	.500	0	2	2	4.8	5	1	4	3	0	7	24.3	
at Arizona	01/08/10	*	36	7	15	.467	2	4	.500	3	5	.600	0	8	8	5.0	2	0	4	3	1	0	19	23.9
at Arizona State	01/10/10	*	30	3	11	.273	1	5	.200	2	2	1.000	1	7	8	5.2	3	0	1	3	1	0	9	23.0
CALIFORNIA	01/14/10	*	34	6	16	.375	2	10	.200	4	4	1.000	1	5	6	5.2	4	0	1	4	1	0	18	22.7
STANFORD	01/16/10	*	37	11	20	.550	3	10	.300	2	2	1.000	0	3	3	5.1	2	0	1	3	3	0	27	22.9
at USC	01/21/10	*	37	7	15	.467	1	4	.250	5	7	.714	0	6	6	5.2	1	0	0	1	0	1	20	22.8
at UCLA	01/23/10	*	37	5	17	.294	2	9	.222	1	1	1.000	1	1	2	5.0	3	0	1	5	0	2	13	22.3
at Washington	01/30/10	*	31	2	15	.133	1	6	.167	2	2	1.000	4	4	8	5.1	3	0	1	0	1	0	7	21.6
ARIZONA STATE	02/04/10	*	36	6	20	.300	2	10	.200	6	8	.750	0	2	2	5.0	4	0	2	4	0	6	20	21.5
ARIZONA	02/06/10	*	33	5	10	.500	1	3	.333	3	4	.750	0	3	3	4.9	1	0	4	3	1	1	14	21.2
at Stanford	2/11/10	*	34	7	16	.438	3	7	.429	2	2	1.000	0	2	2	4.8	4	0	4	5	0	2	19	21.1
at California	02/13/10	*	38	10	18	.556	5	8	.625	3	4	.750	4	3	7	4.9	1	0	1	3	2	1	28	21.4
UCLA	02/18/10	*	34	2	9	.222	2	6	.333	2	2	1.000	3	2	5	4.9	1	0	0	6	0	2	8	20.8
USC	02/20/10	*	38	0	12	.000	0	3	.000	2	5	.400	1	5	6	4.9	3	0	3	6	1	1	2	20.1
WASHINGTON	02/27/10	*	32	2	14	.143	1	7	.143	0	0	.000	1	5	6	5.0	4	0	3	5	2	1	5	19.6
at Oregon State	03/04/10	*	32	7	11	.636	4	6	.667	0	0	.000	1	7	8	5.1	2	0	0	4	3	1	18	19.6
at Oregon	03/06/10	*	35	7	22	.318	4	14	.286	4	4	1.000	2	6	8	5.2	4	0	1	1	0	0	22	19.6
vs Oregon	03/10/10	*	43	6	13	.462	6	9	.667	2	2	1.000	0	4	4	5.1	2	0	2	5	0	1	20	19.6
Totals			30	1096	200	.485	.412	76	.209	.364	133	.166	.801	37	122	159	5.1	75	1	70104	22	44	609	19.6

THOMPSON'S CAREER/SEASON HIGHS

Minutes	
Career	49 vs. Oregon, 12/31/09
Season	49 vs. Oregon, 12/31/09
Pac-10	49 vs. Oregon, 12/31/09
Points	
Career	43 vs. San Diego, 11/28/09
Season	43 vs. San Diego, 11/28/09
Pac-10	33 vs. Oregon, 12/31/09
Field Goals Made	
Career	16 vs. San Diego, 11/28/09
Season	16 vs. San Diego, 11/28/09
Pac-10	11 vs. Stanford, 1/16/10
Field Goal Attempts	
Career	24 vs. San Diego, 11/28/09
Season	24 vs. San Diego, 11/28/09
Pac-10	22 at Oregon, 3/6/10
3-Pt Field Goals Made	
Career	8 (twice) vs. San Diego, 11/28/09
Season	8 vs. San Diego, 11/28/09
Pac-10	8 at Arizona State, 1/29/09
3-Pt Field Goal Attempts	
Career	14 at Oregon, 3/6/10
Season	14 at Oregon, 3/6/10
Pac-10	14 at Oregon, 3/6/10
Free Throws Made	
Career	19 vs. Oregon, 12/31/09
Season	19 vs. Oregon, 12/31/09
Pac-10	19 vs. Oregon, 12/31/09
Free Throws Attempted	
Career	21 vs. Oregon, 12/31/09
Season	21 vs. Oregon, 12/31/09
Pac-10	21 vs. Oregon, 12/31/09
Rebounds	
Career	10 vs. Mississippi State, 11/28/08
Season	9 vs. Idaho, 12/9/09
Pac-10	8 (four times) at Oregon, 3/6/10
Assists	
Career	6 vs. Nicholls State, 11/27/09
Season	6 vs. Nicholls State, 11/27/09
Pac-10	5 (twice) at UCLA, 2/21/09
Blocks	
Career	3 (three times) at Oregon State, 3/4/10
Season	3 (twice) at Oregon State, 3/4/10
Pac-10	3 (twice) at Oregon State, 3/4/10
Steals	
Career	6 vs. Arizona State, 2/4/10
Season	6 vs. Arizona State, 2/4/10
Pac-10	6 vs. Arizona State, 2/4/10

Most Recent Occurrences Noted

MISC. STATS

Category	Season	Career
Double-Figure Scoring	25	44
Double-Figure Rebounding	0	1
Double-Doubles	0	1
Triple-Doubles	0	0
Led WSU in Scoring	21	30
Led WSU in Rebounding	6	13
20+ Point Games	17	20
30+ Point Games	3	3
40+ Point Games	1	1

CAREER STATISTICS

YEAR	GP-GS	FGM-FGA	FG%	3-POINT		FTM-FTA	FT%	REBOUNDS		TOT/AVG	PF-DQ	PTS	AVG	AST	TO	BLK	STL	MIN	AVG
				FGM-FGA	FG%			OFF	DEF										
2009	33-33	159-378	.421	68-165	.412	28-31	.903	27	111	138/4.2	67-1	414	12.5	62	70	20	30	1092	33.1
2010	31-30	200-485	.412	76-209	.364	133-166	.801	37	122	159/5.1	75-1	609	19.6	70	104	22	44	1096	35.4
TOTAL	64-63	359-863	.416	144-374	.385	161-197	.817	64	233	297/4.6	142-2	1023	16.0	132	174	42	74	2188	34.2



#3

Reggie Moore

Guard • 6-1 • 178 • Freshman

Seattle, Wash. • Rainier Beach HS/Brewster Prep-N.H.

2009-10 GAME-BY-GAME STATISTICS

Opponent	Date	GS	Min	FG	FGA	Pct	3FG	FGA	Pct	FT	FTA	Pct	Off	Def	Tot	Avg	PF	FO	A TO	Blk	Stl	Pts	Avg	
MISS. VALLEY STATE	11/13/09	*	26	2	7	.286	1	4	.250	5	6	.833	0	4	4	4.0	0	0	6	3	0	2	10	10.0
EASTERN WASHINGTON	11/16/09	*	36	4	9	.444	1	2	.500	6	8	.750	0	2	2	3.0	1	0	3	1	0	1	15	12.5
IPFW	11/19/09	*	26	3	6	.500	1	1	1.000	2	2	1.000	1	3	4	3.3	2	0	1	0	0	1	9	11.3
at Alaska Anchorage	11/25/09		32	5	10	.500	0	2	.000	7	8	.875	2	2	4	3.5	0	0	4	3	0	3	17	12.8
vs Nicholls State	11/27/09	*	29	3	4	.750	2	3	.667	6	6	1.000	1	3	4	3.6	0	0	4	2	0	0	14	13.0
vs San Diego	11/28/09	*	27	5	6	.833	2	3	.667	4	4	1.000	1	1	2	3.3	4	0	5	4	0	6	16	13.5
at Gonzaga	12/02/09	*	23	3	9	.333	1	3	.333	3	4	.750	0	0	0	2.9	2	0	2	0	0	0	10	13.0
at Kansas State	12/05/09	*	33	2	5	.400	0	1	.000	12	15	.800	2	1	3	2.9	1	0	6	5	0	2	16	13.4
IDAHO	12/09/09	*	33	3	6	.500	0	2	.000	6	7	.857	0	2	2	2.8	1	0	4	2	0	0	12	13.2
AIR FORCE	12/12/09	*	28	4	6	.667	1	3	.333	7	7	1.000	0	2	2	2.7	1	0	10	3	0	0	16	13.5
PORTLAND STATE	12/19/09	*	29	1	4	.250	1	2	.500	1	2	.500	0	0	0	2.5	0	0	12	0	0	1	4	12.6
vs LSU	12/22/09	*	45	4	8	.500	0	1	.000	4	5	.800	0	0	0	2.3	3	0	4	2	0	2	12	12.6
OREGON	12/31/09	*	33	3	8	.375	0	2	.000	4	6	.667	1	0	1	2.2	5	1	3	3	0	2	10	12.4
OREGON STATE	01/02/10	*	34	7	13	.538	3	6	.500	2	7	.286	0	1	1	2.1	1	0	1	3	0	3	19	12.9
at Arizona	01/08/10	*	32	5	10	.500	0	1	.000	10	14	.714	0	1	1	2.0	1	0	3	6	0	1	20	13.3
at Arizona State	01/10/10	*	32	2	10	.200	0	2	.000	4	6	.667	2	0	2	2.0	0	0	3	2	0	0	8	13.0
CALIFORNIA	01/14/10	*	29	7	14	.500	2	5	.400	9	10	.900	0	1	1	1.9	3	0	5	1	0	2	25	13.7
STANFORD	01/16/10	*	26	1	5	.200	0	2	.000	7	8	.875	0	1	1	1.9	2	0	6	4	0	0	9	13.4
at USC	01/21/10	*	36	7	14	.500	2	4	.500	5	6	.833	0	4	4	2.0	3	0	6	5	0	1	21	13.8
at UCLA	01/23/10	*	37	9	17	.529	6	10	.600	0	0	.000	2	1	3	2.1	4	0	3	2	0	0	24	14.4
at Washington	01/30/10	*	32	3	9	.333	0	2	.000	7	10	.700	0	2	2	2.0	1	0	3	8	0	1	13	14.3
ARIZONA STATE	02/04/10	*	35	5	9	.556	0	1	.000	3	4	.750	0	1	1	2.0	5	1	1	1	0	1	13	14.2
ARIZONA	02/06/10	*	34	3	5	.600	0	2	.000	6	6	1.000	1	4	5	2.1	0	0	3	4	0	2	12	14.1
at Stanford	02/11/10	*	37	1	10	.100	1	3	.333	2	2	1.000	0	1	1	2.1	2	0	5	1	0	1	5	13.8
at California	02/13/10	*	30	3	8	.375	1	3	.333	2	3	.667	1	2	3	2.1	4	0	2	3	0	0	9	13.6
UCLA	02/18/10	*	30	3	5	.600	0	2	.000	5	6	.833	1	3	4	2.2	4	0	3	3	0	4	11	13.5
USC	02/20/10	*	36	3	5	.600	2	3	.667	4	4	1.000	0	2	2	2.2	0	0	2	2	0	1	12	13.4
WASHINGTON	02/27/10	*	37	1	8	.125	0	1	.000	6	8	.750	2	2	4	2.3	0	0	3	4	0	0	8	13.2
at Oregon State	03/04/10	*	35	0	8	.000	0	3	.000	10	11	.909	0	2	2	2.2	2	0	4	4	0	1	10	13.1
at Oregon	03/06/10	*	36	2	7	.286	0	3	.000	3	4	.750	0	3	3	2.3	2	0	6	4	0	2	7	12.9
vs Oregon	03/10/10	*	39	2	9	.222	1	5	.200	2	5	.400	0	5	5	2.4	2	0	8	3	0	2	7	12.7
Totals			30	1007	106	.417	28	87	.322	154	194	.794	17	56	73	2.4	56	2	13188	0	42	394	12.7	

MOORE'S CAREER/SEASON HIGHS

Minutes

Career 45 vs. LSU (Seattle), 12/22/09
 Season 45 vs. LSU (Seattle), 12/22/09
 Pac-10 37 (three times) vs. Washington, 2/27/10

Points

Career 25 vs. California, 1/14/10
 Season 25 vs. California, 1/14/10
 Pac-10 25 vs. California, 1/14/10

Field Goals Made

Career 9 at UCLA, 1/23/10
 Season 9 at UCLA, 1/23/10
 Pac-10 9 at UCLA, 1/23/10

Field Goal Attempts

Career 17 at UCLA, 1/23/10
 Season 17 at UCLA, 1/23/10
 Pac-10 17 at UCLA, 1/23/10

3-Pt Field Goals Made

Career 6 at UCLA, 1/23/10
 Season 6 at UCLA, 1/23/10
 Pac-10 6 at UCLA, 1/23/10

3-Pt Field Goal Attempts

Career 10 at UCLA, 1/23/10
 Season 10 at UCLA, 1/23/10
 Pac-10 10 at UCLA, 1/23/10

Free Throws Made

Career 12 at Kansas State, 12/5/09
 Season 12 at Kansas State, 12/5/09
 Pac-10 10 (twice) at Oregon State, 3/4/10

Free Throws Attempted

Career 15 at Kansas State, 12/5/09
 Season 15 at Kansas State, 12/5/09
 Pac-10 14 at Arizona, 1/8/10

Rebounds

Career 5 (twice) vs. Oregon (Los Angeles), 3/10/10
 Season 5 (twice) vs. Oregon (Los Angeles), 3/10/10
 Pac-10 5 vs. Arizona, 2/6/10

Assists

Career 12 vs. Portland State (Kennewick), 12/19/09
 Season 12 vs. Portland State (Kennewick), 12/19/09
 Pac-10 6 (twice) at Oregon, 3/6/10

Blocks

Career None
 Season None
 Pac-10 None

Steals

Career 6 vs. San Diego, 11/28/09
 Season 6 vs. San Diego, 11/28/09
 Pac-10 4 vs. UCLA, 2/18/10


Most Recent Occurrences Noted

MISC. STATS

Category	Season	Career
Double-Figure Scoring	22	22
Double-Figure Rebounding	0	0
Double-Doubles	1	1
Triple-Doubles	0	0
Led WSU in Scoring	7	7
Led WSU in Rebounding	0	0
20+ Point Games	4	4
30+ Point Games	0	0

CAREER STATISTICS

YEAR	GP-GS	FGM-FGA	FG%	3-POINT		FTM-FTA	FT%	REBOUNDS			PF-DQ	PTS	AVG	AST	TO	BLK	STL	MIN	AVG
				FGM-FGA	FG%			OFF	DEF	TOT/AVG									
2010	30-29	104-245	.424	27-82	.329	152-189	.804	17	51	68/2.3	54-2	387	12.9	123	85	0	40	968	32.3
TOTAL	31-30	106-254	.417	28-87	.322	154-194	.794	17	56	73/2.4	56-2	394	12.7	131	88	0	42	1007	32.5



#4

Nikola Koprivica

Guard • 6-6 • 221 • Senior
Belgrade, Serbia • Sport Grammer School

KOPRIVICA'S CAREER/SEASON HIGHS

Minutes

Career 36 vs. Mississippi State (Newark), 11/28/08
Season 35 (twice) at Oregon State, 3/4/10
Pac-10 35 (twice) at Oregon State, 3/4/10

Points

Career 23 vs. Portland State (Kennewick), 12/19/09
Season 23 vs. Portland State (Kennewick), 12/19/09
Pac-10 15 vs. California, 1/14/10

Field Goals Made

Career 6 (twice) vs. California, 1/14/10
Season 6 (twice) vs. California, 1/14/10
Pac-10 6 vs. California, 1/14/10

Field Goal Attempts

Career 11 vs. UCLA, 2/18/10
Season 11 vs. UCLA, 2/18/10
Pac-10 11 vs. UCLA, 2/18/10

3-Pt Field Goals Made

Career 5 vs. Portland State (Kennewick), 12/19/09
Season 5 vs. Portland State (Kennewick), 12/19/09
Pac-10 3 (twice) at USC, 1/21/10

3-Pt Field Goal Attempts

Career 6 (three times) vs. Arizona State, 2/4/10
Season 6 (three times) vs. Arizona State, 2/4/10
Pac-10 6 (twice) vs. Arizona State, 2/4/10

Free Throws Made

Career 7 vs. Oregon (at Los Angeles), 3/13/08
Season 6 (three times) vs. Arizona State, 2/4/10
Pac-10 7 vs. Oregon (at Los Angeles), 3/13/08

Free Throws Attempted

Career 10 vs. Oregon (at Los Angeles), 3/13/08
Season 7 vs. LSU (Seattle), 12/22/09
Pac-10 10 vs. Oregon (at Los Angeles), 3/13/08

Rebounds

Career 11 (twice) at Washington, 1/30/10
Season 11 (twice) at Washington, 1/30/10
Pac-10 11 at Washington, 1/30/10

Assist

Career 5 at California, 2/7/09
Season 4 at Gonzaga, 12/2/09
Pac-10 5 at California, 2/7/09

Blocks

Career 1 (five times) at Washington, 1/30/10
Season 1 (three times) at Washington, 1/30/10
Pac-10 1 (twice) at Washington, 1/30/10

Steals

Career 3 (twice) vs. Mississippi State (Newark), 11/28/08
Season 2 (twice) at Oregon State, 3/4/10
Pac-10 2 (twice) at Oregon State, 3/4/10

Most Recent Occurrences Noted

MISC. STATS

Category	Season	Career
Double-Figure Scoring	13	17
Double-Figure Rebounding	3	3
Double-Doubles	1	1
Triple-Doubles	0	0
Led WSU in Scoring	1	2
Led WSU in Rebounding	6	7
20+ Point Games	1	1
30+Point Games	0	0

2009-10 GAME-BY-GAME STATISTICS

Opponent	Date	GS	Min	FG	FGA	Pct	3FG	FGA	Pct	FT	FTA	Pct	Off	Def	Tot	Avg	PF	FO	A	TO	Blk	Stl	Pts	Avg
MISS. VALLEY STATE	11/13/09	10	4	8	.500	1	3	.333	0	1	.000	2	2	4	4.0	1	0	2	0	0	0	9	9.0	
EASTERN WASHINGTON	11/16/09	22	1	2	.500	1	1	1.000	2	2	1.000	1	2	3	3.5	3	0	1	1	1	0	5	7.0	
IPFW	11/19/09	16	2	4	.500	1	1	1.000	2	3	.667	0	4	4	3.7	1	0	3	3	0	0	7	7.0	
at Alaska Anchorage	11/25/09	20	3	5	.600	1	3	.333	2	4	.500	0	1	1	3.0	1	0	1	1	0	1	9	7.5	
vs Nicholls State	11/27/09	20	3	4	.750	1	2	.500	2	2	1.000	1	1	2	2.8	1	0	3	0	0	0	9	7.8	
vs San Diego	11/28/09	15	1	3	.333	0	0	.000	0	0	.000	1	1	2	2.7	1	0	2	4	0	0	2	6.8	
at Gonzaga	12/02/09	25	3	6	.500	0	2	.000	2	3	.667	1	3	4	2.9	4	0	4	4	0	0	8	7.0	
at Kansas State	12/05/09	12	0	0	.000	0	0	.000	0	0	.000	0	0	0	2.5	4	0	1	2	0	0	0	6.1	
IDAHO	12/09/09	23	3	4	.750	2	3	.667	1	2	.500	1	0	1	2.3	1	0	1	0	0	0	9	6.4	
AIR FORCE	12/12/09	20	3	7	.429	0	2	.000	2	3	.667	3	8	11	3.2	1	0	1	0	1	0	8	6.6	
PORTLAND STATE	12/19/09	21	6	6	1.000	5	5	1.000	6	6	1.000	0	3	3	3.2	2	0	2	0	0	0	23	8.1	
vs LSU	12/22/09	32	2	6	.333	1	4	.250	6	7	.857	1	5	6	3.4	2	0	2	1	0	2	11	8.3	
OREGON	12/31/09	35	4	8	.500	1	3	.333	2	2	1.000	4	5	9	3.8	1	0	1	0	1	1	11	8.5	
OREGON STATE	01/02/10	29	2	3	.667	1	2	.500	1	3	.333	1	3	4	3.9	2	0	3	2	0	1	6	8.4	
at Arizona	01/08/10	24	3	3	1.000	1	1	1.000	0	0	.000	1	6	7	4.1	2	0	2	4	0	0	7	8.3	
at Arizona State	01/10/10	25	2	5	.400	1	3	.333	0	0	.000	1	1	2	3.9	0	0	0	1	0	1	5	8.1	
CALIFORNIA	01/14/10	26	6	9	.667	3	6	.500	0	0	.000	3	5	8	4.2	2	0	1	1	0	1	15	8.5	
STANFORD	01/16/10	25	3	6	.500	2	4	.500	2	2	1.000	1	7	8	4.4	5	1	1	0	0	0	10	8.6	
at USC	01/21/10	27	3	4	.750	3	4	.750	4	7	.571	0	5	5	4.4	0	0	2	2	0	0	13	8.8	
at UCLA	01/23/10	32	3	7	.429	2	5	.400	3	4	.750	1	5	6	4.5	1	0	1	2	0	0	11	8.9	
at Washington	01/30/10	* 34	4	8	.500	3	6	.500	2	3	.667	2	9	11	4.8	3	0	3	0	1	0	13	9.1	
ARIZONA STATE	02/04/10	* 31	3	10	.300	1	6	.167	6	6	1.000	1	4	5	4.8	1	0	3	1	0	1	13	9.3	
ARIZONA	02/06/10	* 20	2	6	.333	1	3	.333	3	4	.750	2	3	5	4.8	3	0	1	2	0	0	8	9.2	
at Stanford	02/11/10	* 34	2	8	.250	1	4	.250	0	0	.000	1	3	4	4.8	2	0	3	1	0	1	5	9.0	
at California	02/13/10	* 30	3	8	.375	1	4	.250	0	0	.000	2	3	5	4.8	1	0	2	3	0	1	7	9.0	
UCLA	02/18/10	* 25	3	11	.273	1	4	.250	1	2	.500	2	2	4	4.8	1	0	0	1	0	0	8	8.9	
USC	02/20/10	20	2	5	.400	0	3	.000	2	4	.500	1	6	7	4.9	2	0	1	0	0	0	6	8.8	
WASHINGTON	02/27/10	* 31	2	7	.286	2	4	.500	0	0	.000	3	5	8	5.0	2	0	3	0	0	0	6	8.7	
at Oregon State	03/04/10	* 35	4	6	.667	2	4	.500	2	2	1.000	2	4	6	5.0	2	0	2	1	0	1	12	8.8	
at Oregon	03/06/10	* 32	2	6	.333	2	5	.400	4	4	1.000	2	5	7	5.1	4	0	2	2	0	0	10	8.9	
vs Oregon	03/10/10	* 30	3	5	.600	2	4	.500	2	3	.667	3	2	5	5.1	2	0	2	1	0	0	10	8.9	
Totals		10	781	87	180	.483	43	101	.426	59	79	.747	44	113	157	5.1	58	1	55	41	3	11	276	8.9

CAREER STATISTICS

YEAR	GP-GS	FGM-FGA	FG%	3-POINT		FTM-FTA	FT%	REBOUNDS			PF-DQ	PTS	AVG	AST	TO	BLK	STL	MIN	AVG
				FGM-FGA	FG%			OFF	DEF	TOT/AVG									
2007	15-4	23-56	.411	8-29	.276	15-23	.652	2	21	23/1.5	20-0	69	4.6	12	9	1	5	213	14.2
2008	34-0	29-74	.392	4-29	.138	23-34	.676	6	27	33/1.0	41-0	85	2.5	23	23	1	11	381	11.2
2009	33-18	40-107	.374	14-52	.269	9-20	.450	6	72	78/2.4	41-0	103	3.1	52	44	1	10	691	20.9
2010	31-10	87-180	.483	43-101	.426	59-79	.747	44	113	157/5.1	58-1	276	8.9	55	41	3	11	781	25.2
TOTAL	113-32	179-417	.429	69-211	.327	106-156	.679	58	233	291/2.6	160-1	533	4.7	142	117	6	37	2066	18.3



#11

Xavier Thames

Guard • 6-3 • 186 • Freshman
Sacramento, Calif. • Pleasant Grove HS

THAMES'

CAREER/SEASON HIGHS

Minutes	
Career	26 at Washington, 1/30/10
Season	26 at Washington, 1/30/10
Pac-10	26 at Washington, 1/30/10
Points	
Career	15 at Washington, 1/30/10
Season	15 at Washington, 1/30/10
Pac-10	15 at Washington, 1/30/10
Field Goals Made	
Career	6 at Washington, 1/30/10
Season	6 at Washington, 1/30/10
Pac-10	6 at Washington, 1/30/10
Field Goal Attempts	
Career	8 (twice) at Washington, 1/30/10
Season	8 (twice) at Washington, 1/30/10
Pac-10	8 at Washington, 1/30/10
3-Pt Field Goals Made	
Career	3 at Gonzaga, 12/2/09
Season	3 at Gonzaga, 12/2/09
Pac-10	2 at Washington, 1/30/10
3-Pt Field Goal Attempts	
Career	3 (twice) at Washington, 1/30/10
Season	3 (twice) at Washington, 1/30/10
Pac-10	3 at Washington, 1/30/10
Free Throws Made	
Career	4 vs. Oregon State, 1/2/10
Season	4 vs. Oregon State, 1/2/10
Pac-10	4 vs. Oregon State, 1/2/10
Free Throws Attempted	
Career	4 vs. Oregon State, 1/2/10
Season	4 vs. Oregon State, 1/2/10
Pac-10	4 vs. Oregon State, 1/2/10
Rebounds	
Career	3 (four times) at Arizona State, 1/10/10
Season	3 (four times) at Arizona State, 1/10/10
Pac-10	3 (twice) at Arizona State, 1/10/10
Assists	
Career	5 (twice) vs. Stanford, 1/16/10
Season	5 (twice) vs. Stanford, 1/16/10
Pac-10	5 vs. Stanford, 1/16/10
Blocks	
Career	None
Season	None
Pac-10	None
Steals	
Career	3 vs. Oregon State, 1/2/10
Season	3 vs. Oregon State, 1/2/10
Pac-10	3 vs. Oregon State, 1/2/10

Most Recent Occurrences Noted

MISC. STATS

Category	Season	Career
Double-Figure Scoring	4	4
Double-Figure Rebounding	0	0
Double-Doubles	0	0
Triple-Doubles	0	0
Led Team in Scoring	1	1
Led Team in Rebounding	0	0
20+ Point Games	0	0
30+ Point Games	0	0

2009-10 GAME-BY-GAME STATISTICS

Opponent	Date	GS	Min	FG	FGA	Pct	3FG	FGA	Pct	FT	FTA	Pct	Off	Def	Tot	Avg	PF	FO	A TO	Blk	Stl	Pts	Avg		
MISS. VALLEY STATE	11/13/09		18	3	6	.500	0	0	.000	1	2	.500	1	0	1	1.0	3	0	2	0	1	7	7.0		
EASTERN WASHINGTON	11/16/09		14	2	3	.667	0	0	.000	0	0	.000	0	0	0	0.5	4	0	0	2	0	1	4	5.5	
IPFW	11/19/09		20	3	4	.750	1	2	.500	0	0	.000	0	0	0	0.3	1	0	2	0	0	2	7	6.0	
at Alaska Anchorage	11/25/09	*	8	0	0	.000	0	0	.000	0	0	.000	0	1	1	0.5	3	0	0	0	0	0	0	4.5	
vs Nicholls State	11/27/09		14	0	2	.000	0	0	.000	0	0	.000	0	1	1	0.6	2	0	2	3	0	0	0	3.6	
vs San Diego	11/28/09		15	4	5	.800	0	1	.000	0	1	.000	0	2	2	0.8	0	0	5	1	0	1	8	4.3	
at Gonzaga	12/02/09		16	3	5	.600	3	3	1.000	2	2	1.000	0	3	3	1.1	2	0	1	2	0	1	11	5.3	
at Kansas State	12/05/09		13	1	3	.333	0	1	.000	0	0	.000	0	1	1	1.1	1	0	1	2	0	0	2	4.9	
IDAHO	12/09/09		14	2	5	.400	0	0	.000	0	0	.000	1	2	3	1.3	3	0	1	0	0	4	4.8		
AIR FORCE	12/12/09		12	0	3	.000	0	1	.000	2	2	1.000	1	1	2	1.4	1	0	1	0	0	2	4.5		
PORTLAND STATE	12/19/09		9	1	2	.500	0	0	.000	0	0	.000	0	1	1	1.4	4	0	0	0	0	2	4.3		
vs LSU	12/22/09		17	0	3	.000	0	1	.000	0	0	.000	0	1	1	1.3	2	0	1	2	0	0	0	3.9	
OREGON	12/31/09		21	4	5	.800	0	1	.000	3	3	1.000	0	2	2	1.4	2	0	1	1	0	2	11	4.5	
OREGON STATE	01/02/10		22	2	6	.333	0	1	.000	4	4	1.000	1	2	3	1.5	0	0	1	2	0	3	8	4.7	
at Arizona	01/08/10		18	2	6	.333	0	1	.000	0	0	.000	1	0	1	1.5	3	0	0	0	0	1	4	4.7	
at Arizona State	01/10/10	*	24	2	8	.250	0	1	.000	1	2	.500	1	2	3	1.6	3	0	1	2	0	0	5	4.7	
CALIFORNIA	01/14/10		17	5	7	.714	0	1	.000	0	2	.000	1	0	1	1.5	0	0	0	0	0	10	5.0		
STANFORD	01/16/10		23	2	3	.667	0	0	.000	2	6	.333	0	4	4	1.7	0	0	5	0	2	6	5.1		
at USC	01/21/10		19	0	3	.000	0	1	.000	1	2	.500	0	1	1	1.6	2	0	0	2	0	1	1	4.8	
at UCLA	01/23/10		21	0	6	.000	0	2	.000	2	4	.500	2	2	4	1.8	3	0	3	1	0	0	2	4.7	
at Washington	01/30/10	*	26	6	8	.750	2	3	.667	1	3	.333	0	1	1	1.7	4	0	1	1	0	2	15	5.2	
ARIZONA STATE	02/04/10		17	1	3	.333	0	1	.000	0	0	.000	1	0	1	1.7	4	0	0	0	0	2	5.0		
ARIZONA	02/06/10		23	1	6	.167	1	2	.500	2	2	1.000	1	1	2	1.7	3	0	2	1	0	0	5	5.0	
at Stanford	02/11/10		13	1	3	.333	0	1	.000	0	0	.000	0	0	0	1.6	1	0	0	0	0	2	4.9		
at California	02/13/10		20	0	3	.000	0	2	.000	2	2	1.000	1	0	1	1.6	1	0	2	1	1	0	2	4.8	
UCLA	02/18/10	*	19	2	5	.400	0	2	.000	0	0	.000	0	0	0	1.5	2	0	3	0	0	4	4.8		
USC	02/20/10		18	2	3	.667	0	1	.000	0	0	.000	0	1	1	1.5	0	0	0	1	0	1	4	4.7	
WASHINGTON	02/27/10		17	2	6	.333	1	2	.500	0	0	.000	1	0	1	1.5	2	0	0	1	0	2	5	4.8	
at Oregon State	03/04/10		22	1	3	.333	0	0	.000	2	2	1.000	0	1	1	1.5	2	0	2	3	0	2	4	4.7	
at Oregon	03/06/10		23	2	5	.400	1	3	.333	0	0	.000	0	0	0	1.4	1	0	0	0	0	2	5	4.7	
vs Oregon	03/10/10		13	0	1	.000	0	0	.000	0	0	.000	0	2	2	1.5	0	0	2	0	0	1	0	4.6	
Totals			4	546	54	131	.412	9	34	.265	25	39	.641	13	32	45	1.5	59	0	38	29	1	24	142	4.6

CAREER STATISTICS

YEAR	GP-GS	FGM-FGA	FG%	3-POINT		FTM-FTA	FT%	REBOUNDS			PF-DQ	PTS	AVG	AST	TO	BLK	STL	MIN	AVG
				FGM-FGA	FG%			OFF	DEF	TOT/AVG									
2010	31-4	54-131	.412	9-34	.265	25-39	.641	13	32	45/1.5	59-0	142	4.6	38	29	1	24	546	17.6
TOTAL	31-4	54-131	.412	9-34	.265	25-39	.641	13	32	45/1.5	59-0	142	4.6	38	29	1	24	546	17.6



#12

Brock Motum

Forward • 6-9 • 205 • Freshman

Brisbane, Australia • Australia Institute of Sport

MOTUM'S

CAREER/SEASON HIGHS

Minutes

Career	17 vs. Arizona, 2/6/10
Season	17 vs. Arizona, 2/6/10
Pac-10	17 vs. Arizona, 2/6/10

Points

Career	14 vs. Oregon (Los Angeles), 3/10/10
Season	14 vs. Oregon (Los Angeles), 3/10/10
Pac-10	10 vs. Arizona, 2/6/10

Field Goals Made

Career	6 vs. Oregon (Los Angeles), 3/10/10
Season	6 vs. Oregon (Los Angeles), 3/10/10
Pac-10	4 vs. Arizona, 2/6/10

Field Goal Attempts

Career	10 vs. Oregon (Los Angeles), 3/10/10
Season	10 vs. Oregon (Los Angeles), 3/10/10
Pac-10	6 vs. Arizona, 2/6/10

3-Pt Field Goals Made

Career	1 (twice) vs. Oregon (Los Angeles), 3/10/10
Season	1 (twice) vs. Oregon (Los Angeles), 3/10/10
Pac-10	None

3-Pt Field Goal Attempts

Career	2 (twice) vs. Oregon (Los Angeles), 3/10/10
Season	2 (twice) vs. Oregon (Los Angeles), 3/10/10
Pac-10	1 (twice) vs. UCLA, 2/18/10

Free Throws Made

Career	2 vs. Arizona, 2/6/10
Season	2 vs. Arizona, 2/6/10
Pac-10	2 vs. Arizona, 2/6/10

Free Throws Attempted

Career	2 (five times) vs. Oregon (Los Angeles), 3/10/10
Season	2 (five times) vs. Oregon (Los Angeles), 3/10/10
Pac-10	2 (twice) vs. Arizona, 2/6/10

Rebounds

Career	5 vs. Oregon (Los Angeles), 3/10/10
Season	5 vs. Oregon (Los Angeles), 3/10/10
Pac-10	2 at Washington, 1/30/10

Assists

Career	3 at Kansas State, 12/5/09
Season	3 at Kansas State, 12/5/09
Pac-10	1 vs. Arizona, 2/6/10

Blocks

Career	None
Season	None
Pac-10	None

Steals

Career	1 (twice) at Oregon State, 3/4/10
Season	1 (twice) at Oregon State, 3/4/10
Pac-10	1 at Oregon State, 3/4/10

Most Recent Occurrences Noted

MISC. STATS

Category	Season	Career
Double-Figure Scoring	2	2
Double-Figure Rebounding	0	0
Double-Doubles	0	0
Triple-Doubles	0	0
Led WSU in Scoring	0	0
Led WSU in Rebounding	0	0
20+ Point Games	0	0
30+ Point Games	0	0

2009-10 GAME-BY-GAME STATISTICS

Opponent	Date	GS	Min	FG	FGA	Pct	3FG	FGA	Pct	FT	FTA	Pct	Off	Def	Tot	Avg	PF	FO	A TO	Blk	Stl	Pts	Avg	
MISS. VALLEY STATE	11/13/09	14	2	2	1.000	1	1	1.000	0	2	.000	1	1	2	2.0	0	0	1	2	0	0	5	5.0	
EASTERN WASHINGTON	11/16/09	--DID NOT PLAY--																						
IPFW	11/19/09	6	1	2	.500	1	2	.500	0	1	.000	0	0	0	1.0	2	0	0	1	0	0	3	4.0	
at Alaska Anchorage	11/25/09	1	1	1	1.000	0	0	.000	0	0	.000	0	0	0	0.7	0	0	0	0	0	0	2	3.3	
vs Nicholls State	11/27/09	4	1	1	1.000	0	0	.000	0	0	.000	0	0	0	0.5	1	0	0	0	0	0	2	3.0	
vs San Diego	11/28/09	3	1	1	1.000	1	1	1.000	0	0	.000	0	0	0	0.4	0	0	1	0	0	0	3	3.0	
at Gonzaga	12/02/09	--DID NOT PLAY--																						
at Kansas State	12/05/09	10	2	3	.667	0	0	.000	0	0	.000	2	1	3	0.8	2	0	3	0	0	4	3.2		
IDAHO	12/09/09	--DID NOT PLAY--																						
AIR FORCE	12/12/09	14	2	5	.400	0	2	.000	0	0	.000	0	0	0	0.7	0	0	0	0	1	4	3.3		
PORTLAND STATE	12/19/09	4	1	1	1.000	0	0	.000	1	2	.500	0	0	0	0.6	0	0	1	0	0	3	3.3		
vs LSU	12/22/09	--DID NOT PLAY--																						
OREGON	12/31/09	4	0	1	.000	0	0	.000	0	0	.000	0	0	0	0.6	0	0	0	0	0	0	2.9		
OREGON STATE	01/02/10	--DID NOT PLAY--																						
at Arizona	01/08/10	--DID NOT PLAY--																						
at Arizona State	01/10/10	4	0	1	.000	0	0	.000	0	0	.000	0	0	0	0.5	0	0	0	0	0	0	2.6		
CALIFORNIA	01/14/10	--DID NOT PLAY--																						
STANFORD	01/16/10	--DID NOT PLAY--																						
at USC	01/21/10	--DID NOT PLAY--																						
at UCLA	01/23/10	--DID NOT PLAY--																						
at Washington	01/30/10	7	1	3	.333	0	1	.000	1	2	.500	0	2	2	0.6	0	0	0	0	0	3	2.6		
ARIZONA STATE	02/04/10	1	0	0	.000	0	0	.000	0	0	.000	0	1	1	0.7	0	0	0	0	0	0	2.4		
ARIZONA	02/06/10	17	4	6	.667	0	0	.000	2	2	1.000	1	0	1	0.7	0	0	1	0	0	10	3.0		
at Stanford	02/11/10	1	0	0	.000	0	0	.000	0	0	.000	0	0	0	0.6	0	0	0	0	0	0	2.8		
at California	02/13/10	10	1	2	.500	0	0	.000	0	0	.000	0	2	2	0.7	1	0	0	1	0	2	2.7		
UCLA	02/18/10	5	0	1	.000	0	1	.000	0	0	.000	0	0	0	0.7	0	0	0	0	0	0	2.6		
USC	02/20/10	--DID NOT PLAY--																						
WASHINGTON	02/27/10	--DID NOT PLAY--																						
at Oregon State	03/04/10	5	0	1	.000	0	0	.000	0	0	.000	0	0	0	0.6	0	0	0	1	0	1	2.4		
at Oregon	03/06/10	2	0	0	.000	0	0	.000	0	0	.000	0	0	0	0.6	1	0	0	0	0	0	2.3		
vs Oregon	03/10/10	16	6	10	.600	1	2	.500	1	2	.500	3	2	5	0.8	0	0	0	1	0	14	2.9		
Totals		0	128	23	41	.561	4	10	.400	5	11	.455	7	9	16	0.8	7	0	7	6	0	2	55	2.9

CAREER STATISTICS

YEAR	GP-GS	FGM-FGA	FG%	3-POINT		FTM-FTA	FT%	REBOUNDS		TOT/AVG	PF-DQ	PTS	AVG	AST	TO	BLK	STL	MIN	AVG
				FGM-FGA	FG%			OFF	DEF										
2010	19-0	23-41	.561	4-10	.400	5-11	.455	7	9	16/0.8	7-0	55	2.9	7	6	0	2	128	6.7
TOTAL	19-0	23-41	.561	4-10	.400	5-11	.455	7	9	16/0.8	7-0	55	2.9	7	6	0	2	128	6.7



#13

Steven Bjornstad

Center • 6-10 • 217 • Freshman
Vancouver, Wash. • Columbia River HS

2009-10 GAME-BY-GAME STATISTICS

Opponent	Date	GS	Min	FG	FGA	Pct	3FG	FGA	Pct	FT	FTA	Pct	Off	Def	Tot	Avg	PF	FO	A TO	Blk	Stl	Pts	Avg
MISS. VALLEY STATE	11/13/09	5	0	1	.000	0	0	.000	0	0	.000	0	0	0	0	0.0	2	0	0	1	0	0	0.0
EASTERN WASHINGTON	11/16/09															--DID NOT PLAY--							
IPFW	11/19/09	1	0	0	.000	0	0	.000	1	2	.500	0	0	0	0	0.0	0	0	0	0	0	1	0.5
at Alaska Anchorage	11/25/09	1	0	1	.000	0	0	.000	0	0	.000	0	0	0	0	0.0	0	0	0	0	0	0	0.3
vs Nicholls State	11/27/09															--DID NOT PLAY--							
vs San Diego	11/28/09	2	1	1	1.000	0	0	.000	0	0	.000	1	0	1	0.3	0	0	0	0	1	0	2	0.8
at Gonzaga	12/02/09															--DID NOT PLAY--							
at Kansas State	12/05/09	2	1	1	1.000	0	0	.000	0	0	.000	0	0	0	0.2	0	0	0	0	0	0	2	1.0
IDAHO	12/09/09															--DID NOT PLAY--							
AIR FORCE	12/12/09															--DID NOT PLAY--							
PORTLAND STATE	12/19/09	2	1	1	1.000	0	0	.000	0	1	.000	0	1	1	0.3	1	0	0	1	0	0	2	1.2
vs LSU	12/22/09															--DID NOT PLAY--							
OREGON	12/31/09															--DID NOT PLAY--							
OREGON STATE	01/02/10															--DID NOT PLAY--							
at Arizona	01/08/10															--DID NOT PLAY--							
at Arizona State	01/10/10	7	0	0	.000	0	0	.000	0	0	.000	0	0	0	0.3	0	0	0	0	0	0	1.0	
CALIFORNIA	01/14/10															--DID NOT PLAY--							
STANFORD	01/16/10															--DID NOT PLAY--							
at USC	01/21/10															--DID NOT PLAY--							
at UCLA	01/23/10															--DID NOT PLAY--							
at Washington	01/30/10															--DID NOT PLAY--							
ARIZONA STATE	02/04/10															--DID NOT PLAY--							
ARIZONA	02/06/10	3	0	0	.000	0	0	.000	0	0	.000	0	0	0	0.3	0	0	0	0	1	0	0.9	
at Stanford	02/11/10	3	0	0	.000	0	0	.000	0	0	.000	0	0	0	0.2	1	0	0	1	0	0	0.8	
at California	02/13/10															--DID NOT PLAY--							
UCLA	02/18/10	1	0	0	.000	0	0	.000	0	0	.000	0	0	0	0.2	0	0	0	0	0	0	0.7	
USC	02/20/10															--DID NOT PLAY--							
WASHINGTON	02/27/10															--DID NOT PLAY--							
at Oregon State	03/04/10															--DID NOT PLAY--							
at Oregon	03/06/10	1	0	0	.000	0	0	.000	0	0	.000	0	0	0	0.2	0	0	0	0	1	0	0.6	
vs Oregon	03/10/10															--DID NOT PLAY--							
Totals		0	28	3	5	.600	0	0	.000	1	3	.333	1	1	2	0.2	4	0	0	3	3	0	7.6

BJORNSTAD'S
CAREER/SEASON HIGHS

Minutes	
Career	7 vs. Arizona State, 1/10/10
Season	7 vs. Arizona State, 1/10/10
Pac-10	7 vs. Arizona State, 1/10/10
Points	
Career	2 (three times) vs. Portland State (Kennewick), 12/19/09
Season	2 (three times) vs. Portland State (Kennewick), 12/19/09
Pac-10	None
Field Goals Made	
Career	1 (three times) vs. Portland State (Kennewick), 12/19/09
Season	1 (three times) vs. Portland State (Kennewick), 12/19/09
Pac-10	None
Field Goal Attempts	
Career	1 (three times) vs. Portland State (Kennewick), 12/19/09
Season	1 (three times) vs. Portland State (Kennewick), 12/19/09
Pac-10	None
3-Pt Field Goals Made	
Career	None
Season	None
Pac-10	None
3-Pt Field Goal Attempts	
Career	None
Season	None
Pac-10	None
Free Throws Made	
Career	1 vs. IPFW, 11/19/09
Season	1 vs. IPFW, 11/19/09
Pac-10	None
Free Throws Attempted	
Career	2 vs. IPFW, 11/19/09
Season	2 vs. IPFW, 11/19/09
Pac-10	None
Rebounds	
Career	1 (three times) vs. Portland State (Kennewick), 12/19/09
Season	1 (three times) vs. Portland State (Kennewick), 12/19/09
Pac-10	None
Assists	
Career	None
Season	None
Pac-10	None
Blocks	
Career	1 (three times) at Oregon, 3/6/10
Season	1 (three times) at Oregon, 3/6/10
Pac-10	1 (twice) at Oregon, 3/6/10
Steals	
Career	None
Season	None
Pac-10	None

Most Recent Occurrences Noted

MISC. STATS

Category	Season	Career
Double-Figure Scoring	0	0
Double-Figure Rebounding	0	0
Double-Doubles	0	0
Triple-Doubles	0	0
Led WSU in Scoring	0	0
Led WSU in Rebounding	0	0
20+ Point Games	0	0
30+ Point Games	0	0

CAREER STATISTICS

YEAR	GP-GS	FGM-FGA	FG%	3-POINT		FTM-FTA	FT%	REBOUNDS			PF-DQ	PTS	AVG	AST	TO	BLK	STL	MIN	AVG
				FGM-FGA	FG%			OFF	DEF	TOT/AVG									
2010	11-0	3-5	.600	0-0	.000	1-3	.333	1	1	2/0.2	4-0	7	0.6	0	3	3	0	28	2.5
TOTAL	11-0	3-5	.600	0-0	.000	1-3	.333	1	1	2/0.2	4-0	7	0.6	0	3	3	0	28	2.5



#14

James Watson

Forward • 6-7 • 213 • RS-Freshman

Atoka, Okla. • Stringtown HS

WATSON'S

CAREER/SEASON HIGHS

Minutes	
Career	14 vs. Arizona State, 2/4/10
Season	14 vs. Arizona State, 2/4/10
Pac-10	14 vs. Arizona State, 2/4/10
Points	
Career	7 vs. Oregon State, 1/2/10
Season	7 vs. Oregon State, 1/2/10
Pac-10	7 vs. Oregon State, 1/2/10

Field Goals Made

Career	3 (twice) vs. Portland State (Kennewick), 12/19/09
Season	3 (twice) vs. Portland State (Kennewick), 12/19/09
Pac-10	2 (three times) vs. Arizona, 2/6/10

Field Goal Attempts

Career	6 at Washington, 1/30/10
Season	6 at Washington, 1/30/10
Pac-10	6 at Washington, 1/30/10

3-Pt Field Goals Made

Career	None
Season	None
Pac-10	None

3-Pt Field Goal Attempts

Career	None
Season	None
Pac-10	None

Free Throws Made

Career	3 vs. Oregon State, 1/2/10
Season	3 vs. Oregon State, 1/2/10
Pac-10	3 vs. Oregon State, 1/2/10

Free Throws Attempted

Career	5 vs. Washington, 2/27/10
Season	5 vs. Washington, 2/27/10
Pac-10	5 vs. Washington, 2/27/10

Rebounds

Career	5 vs. Washington, 2/27/10
Season	5 vs. Washington, 2/27/10
Pac-10	5 vs. Washington, 2/27/10

Assists

Career	1 (five times) vs. Oregon (Los Angeles), 3/10/10
Season	1 (five times) vs. Oregon (Los Angeles), 3/10/10
Pac-10	1 (three times) vs. USC, 2/20/10

Blocks

Career	1 (six times) vs. Washington, 2/27/10
Season	1 (six times) vs. Washington, 2/27/10
Pac-10	1 (five times) vs. Washington, 2/27/10

Steals

Career	1 (twice) vs. Portland State (Kennewick), 12/19/09
Season	1 (twice) vs. Portland State (Kennewick), 12/19/09
Pac-10	None

Most Recent Occurrences Noted

MISC. STATS

Category	Season	Career
Double-Figure Scoring	0	0
Double-Figure Rebounding	0	0
Double-Doubles	0	0
Triple-Doubles	0	0
Led WSU in Scoring	0	0
Led WSU in Rebounding	0	0
20+ Point Games	0	0
30+ Point Games	0	0

2009-10 GAME-BY-GAME STATISTICS

Opponent	Date	GS	Min	FG	FGA	Pct	3FG	FGA	Pct	FT	FTA	Pct	Off	Def	Tot	Avg	PF	FO	A	TO	Blk	Stl	Pts	Avg
MISS. VALLEY STATE	11/13/09																							
EASTERN WASHINGTON	11/16/09	4	0	1	.000	0	0	.000	0	0	.000	0	3	3	3.0	2	0	0	0	1	0	0	0.0	
IPFW	11/19/09	6	1	2	.500	0	0	.000	1	1	1.000	1	2	3	3.0	1	0	0	1	0	0	3	1.5	
at Alaska Anchorage	11/25/09	1	0	0	.000	0	0	.000	0	0	.000	0	0	0	2.0	0	0	0	1	0	0	0	1.0	
vs Nicholls State	11/27/09	1	0	0	.000	0	0	.000	0	0	.000	0	0	0	1.5	1	0	0	0	0	0	0	0.8	
vs San Diego	11/28/09	3	0	0	.000	0	0	.000	0	2	.000	1	1	2	1.6	0	0	0	0	0	1	0	0.6	
at Gonzaga	12/02/09	3	1	1	1.000	0	0	.000	0	0	.000	1	0	1	1.5	0	0	0	0	0	1	2	0.8	
at Kansas State	12/05/09	12	3	3	1.000	0	0	.000	0	0	.000	0	3	3	1.7	1	0	0	1	1	0	6	1.6	
IDAHO	12/09/09	2	0	0	.000	0	0	.000	0	0	.000	1	0	1	1.6	1	0	0	0	0	0	0	1.4	
AIR FORCE	12/12/09																							
PORTLAND STATE	12/19/09	12	3	3	1.000	0	0	.000	0	1	.000	1	1	2	1.7	2	0	0	0	0	1	6	1.9	
vs LSU	12/22/09	5	0	1	.000	0	0	.000	0	0	.000	1	0	1	1.6	3	0	0	0	0	0	0	1.7	
OREGON	12/31/09	13	2	4	.500	0	0	.000	1	2	.500	3	1	4	1.8	2	0	1	0	0	0	5	2.0	
OREGON STATE	01/02/10	13	2	3	.667	0	0	.000	3	4	.750	1	0	1	1.8	2	0	1	0	0	0	7	2.4	
at Arizona	01/08/10	10	2	2	1.000	0	0	.000	0	0	.000	3	1	4	1.9	1	0	0	1	0	0	4	2.5	
at Arizona State	01/10/10	6	1	1	1.000	0	0	.000	0	0	.000	1	1	2	1.9	0	0	0	0	1	0	2	2.5	
CALIFORNIA	01/14/10	12	1	4	.250	0	0	.000	0	0	.000	1	1	2	1.9	3	0	0	2	1	0	2	2.5	
STANFORD	01/16/10	4	0	0	.000	0	0	.000	0	0	.000	0	0	0	1.8	1	0	0	0	0	0	0	2.3	
at USC	01/21/10	2	1	2	.500	0	0	.000	0	1	.000	1	0	1	1.8	1	0	0	0	0	0	2	2.3	
at UCLA	01/23/10	1	0	0	.000	0	0	.000	0	0	.000	0	0	0	1.7	0	0	0	0	0	0	0	2.2	
at Washington	01/30/10	9	0	6	.000	0	0	.000	0	0	.000	2	0	2	1.7	4	0	0	0	0	0	0	2.1	
ARIZONA STATE	02/04/10	14	0	0	.000	0	0	.000	1	4	.250	1	2	3	1.8	2	0	0	0	0	0	1	2.0	
ARIZONA	02/06/10	6	2	3	.667	0	0	.000	0	2	.000	2	1	3	1.8	3	0	0	1	1	0	4	2.1	
at Stanford	02/11/10	9	1	1	1.000	0	0	.000	0	0	.000	0	0	0	1.7	4	0	1	1	1	0	2	2.1	
at California	02/13/10	8	0	0	.000	0	0	.000	0	1	.000	1	3	4	1.8	1	0	0	0	0	0	0	2.0	
UCLA	02/18/10	8	0	1	.000	0	0	.000	0	0	.000	2	1	3	1.9	1	0	0	0	0	0	0	1.9	
USC	02/20/10	7	0	0	.000	0	0	.000	0	0	.000	0	0	0	1.8	1	0	1	1	1	0	0	1.8	
WASHINGTON	02/27/10	12	2	3	.667	0	0	.000	1	5	.200	4	1	5	1.9	2	0	0	1	1	0	5	2.0	
at Oregon State	03/04/10	9	1	1	1.000	0	0	.000	0	0	.000	1	0	1	1.9	0	0	0	1	1	0	2	2.0	
at Oregon	03/06/10	8	0	2	.000	0	0	.000	0	1	.000	0	1	1	1.9	2	0	0	0	0	0	0	1.9	
vs Oregon	03/10/10	5	0	2	.000	0	0	.000	0	0	.000	1	0	1	1.8	1	0	1	1	0	0	0	1.8	
Totals		0	205	23	46	.500	0	0	.000	7	24	.292	30	23	53	1.8	42	0	6	11	9	3	53	1.8

CAREER STATISTICS

YEAR	GP-GS	FGM-FGA	FG%	3-POINT FGM-FGA	FG%	FTM-FTA	FT%	OFF	DEF	TOT/AVG	PF-DQ	PTS	AVG	AST	TO	BLK	STL	MIN	AVG
2010	29-0	23-46	.500	0-0	.000	7-24	.292	30	23	53-1.8	42-0	53	1.8	6	11	9	3	205	7.1
TOTAL	29-0	23-46	.500	0-0	.000	7-24	.292	30	23	53-1.8	42-0	53	1.8	6	11	9	3	205	7.1



#20

John Allen

Guard • 6-0 • 188 • RS-Freshman
Brier, Wash. • Mountlake Terrace HS

2009-10 GAME-BY-GAME STATISTICS

Opponent	Date	GS	Min	FG	FGA	Pct	3FG	FGA	Pct	FT	FTA	Pct	Off	Def	Tot	Avg	PF	FO	A TO	Blk	Stl	Pts	Avg
MISS. VALLEY STATE	11/13/09	5	1	3	.333	1	3	.333	0	0	.000	1	0	1	1.0	0	0	2	0	0	3	3.0	
EASTERN WASHINGTON	11/16/09															--DID NOT PLAY--							
IPFW	11/19/09	4	0	0	.000	0	0	.000	0	0	.000	0	0	0	0.5	0	0	0	0	0	0	1.5	
at Alaska Anchorage	11/25/09	6	0	1	.000	0	1	.000	0	0	.000	0	2	2	1.0	1	0	2	0	1	0	1.0	
vs Nicholls State	11/27/09	6	0	0	.000	0	0	.000	0	0	.000	0	0	0	0.8	1	0	1	0	0	0	0.8	
vs San Diego	11/28/09	3	0	1	.000	0	1	.000	0	0	.000	0	0	0	0.6	1	0	1	0	0	0	0.6	
at Gonzaga	12/02/09															--DID NOT PLAY--							
at Kansas State	12/05/09	2	0	0	.000	0	0	.000	0	0	.000	0	0	0	0.5	0	0	0	0	0	0	0.5	
IDAHO	12/09/09															--DID NOT PLAY--							
AIR FORCE	12/12/09	3	0	0	.000	0	0	.000	0	0	.000	0	0	0	0.4	0	0	0	0	0	0	0.4	
PORTLAND STATE	12/19/09	3	0	0	.000	0	0	.000	0	0	.000	0	0	0	0.4	0	0	0	1	0	1	0.4	
vs LSU	12/22/09															--DID NOT PLAY--							
OREGON	12/31/09															--DID NOT PLAY--							
OREGON STATE	01/02/10															--DID NOT PLAY--							
at Arizona	01/08/10															--DID NOT PLAY--							
at Arizona State	01/10/10	4	2	2	1.000	0	0	.000	0	0	.000	0	1	1	0.4	0	0	0	0	0	4	0.8	
CALIFORNIA	01/14/10															--DID NOT PLAY--							
STANFORD	01/16/10															--DID NOT PLAY--							
at USC	01/21/10															--DID NOT PLAY--							
at UCLA	01/23/10															--DID NOT PLAY--							
at Washington	01/30/10	1	0	1	.000	0	1	.000	0	0	.000	0	0	0	0.4	0	0	0	0	0	0	0.7	
ARIZONA STATE	02/04/10	2	0	1	.000	0	0	.000	0	0	.000	0	1	1	0.5	0	0	0	0	0	0	0.6	
ARIZONA	02/06/10															--DID NOT PLAY--							
at Stanford	02/11/10															--DID NOT PLAY--							
at California	02/13/10															--DID NOT PLAY--							
UCLA	02/18/10	1	0	1	.000	0	1	.000	0	0	.000	0	0	0	0.4	0	0	0	0	0	0	0.6	
USC	02/20/10															--DID NOT PLAY--							
WASHINGTON	02/27/10															--DID NOT PLAY--							
at Oregon State	03/04/10	3	0	1	.000	0	0	.000	0	0	.000	0	0	0	0.4	0	0	0	1	0	0	0.5	
at Oregon	03/06/10															--DID NOT PLAY--							
vs Oregon	03/10/10															--DID NOT PLAY--							
Totals		0	43	3	11	.273	1	7	.143	0	0	.000	1	4	5	0.4	3	0	6	2	7	0.5	

ALLEN'S
CAREER/SEASON HIGHS

Minutes

Career 6 (twice) vs. Nicholls State, 11/27/09
 Season 6 (twice) vs. Nicholls State, 11/27/09
 Pac-10 4 at Arizona State, 1/10/10

Points

Career 4 at Arizona State, 1/10/10
 Season 4 at Arizona State, 1/10/10
 Pac-10 4 at Arizona State, 1/10/10

Field Goals Made

Career 2 at Arizona State, 1/10/10
 Season 2 at Arizona State, 1/10/10
 Pac-10 2 at Arizona State, 1/10/10

Field Goal Attempts

Career 3 vs. Mississippi Valley State, 11/13/09
 Season 3 vs. Mississippi Valley State, 11/13/09
 Pac-10 2 vs. Arizona State, 1/10/10

3-Pt Field Goals Made

Career 1 vs. Mississippi Valley State, 11/13/09
 Season 1 vs. Mississippi Valley State, 11/13/09
 Pac-10 None

3-Pt Field Goal Attempts

Career 3 vs. Mississippi Valley State, 11/13/09
 Season 3 vs. Mississippi Valley State, 11/13/09
 Pac-10 1 vs. UCLA, 2/18/10

Free Throws Made

Career None
 Season None
 Pac-10 None

Free Throws Attempted

Career None
 Season None
 Pac-10 None

Rebounds

Career 2 at Alaska Anchorage, 11/25/09
 Season 2 at Alaska Anchorage, 11/25/09
 Pac-10 1 (twice) vs. Arizona State, 2/4/10

Assists

Career 2 (twice) at Alaska Anchorage, 11/25/09
 Season 2 (twice) at Alaska Anchorage, 11/25/09
 Pac-10 None

Blocks

Career None
 Season None
 Pac-10 None

Steals

Career 1 (twice) vs. Portland State (Kennewick), 12/19/09
 Season 1 (twice) vs. Portland State (Kennewick), 12/19/09
 Pac-10 None

MISC. STATS

Category	Season	Career
Double-Figure Scoring	0	0
Double-Figure Rebounding	0	0
Double-Doubles	0	0
Triple-Doubles	0	0
Led WSU in Scoring	0	0
Led WSU in Rebounding	0	0
20+ Point Games	0	0
30+Point Games	0	0

CAREER STATISTICS

YEAR	GP-GS	FGM-FGA	FG%	3-POINT		FTM-FTA	FT%	REBOUNDS			PF-DQ	PTS	AVG	AST	TO	BLK	STL	MIN	AVG
				FGM-FGA	FG%			OFF	DEF	TOT/AVG									
2010	13-0	3-11	.273	1-7	.143	0-0	.000	1	4	5/0.4	3-0	7	0.5	6	2	0	2	43	3.3
TOTAL	13-0	3-11	.273	1-7	.143	0-0	.000	1	4	5/0.4	3-0	7	0.5	6	2	0	2	43	3.3



#23

DeAngelo Casto

Forward • 6-8 • 241 • Sophomore
Spokane, Wash. • Ferris HS

2009-10 GAME-BY-GAME STATISTICS

Opponent	Date	GS	Min	FG	FGA	Pct	3FG	FGA	Pct	FT	FTA	Pct	Off	Def	Tot	Avg	PF	FO	A TO	BlkStl	Pts	Avg		
MISS. VALLEY STATE	11/13/09	*	20	6	9	.667	0	0	.000	6	7	.857	4	0	4	4.0	2	0	2	1	3	1	18	18.0
EASTERN WASHINGTON	11/16/09	*	31	7	15	.467	0	0	.000	2	6	.333	3	3	6	5.0	1	0	0	0	2	1	16	17.0
IPFW	11/19/09	*	21	3	5	.600	0	0	.000	1	1	1.000	0	2	2	4.0	0	0	0	1	2	0	7	13.7
at Alaska Anchorage	11/25/09	*	22	3	8	.375	0	0	.000	4	5	.800	2	1	3	3.8	2	0	0	2	2	3	10	12.8
vs Nicholls State	11/27/09	*	33	8	10	.800	0	0	.000	2	6	.333	4	10	14	5.8	2	0	0	4	1	1	18	13.8
vs San Diego	11/28/09	*	26	3	7	.429	0	0	.000	2	3	.667	2	3	5	5.7	3	0	1	4	3	0	8	12.8
at Gonzaga	12/02/09	*	31	4	8	.500	0	0	.000	2	2	1.000	6	4	10	6.3	3	0	0	3	3	3	10	12.4
at Kansas State	12/05/09	*	21	2	5	.400	0	0	.000	0	0	.000	1	5	6	6.3	3	0	0	3	1	1	4	11.4
IDAHO	12/09/09	*	30	4	11	.364	0	0	.000	5	8	.625	5	9	14	7.1	2	0	1	4	4	0	13	11.6
AIR FORCE	12/12/09	*	17	1	3	.333	0	0	.000	1	1	1.000	1	2	3	6.7	4	0	1	3	1	0	3	10.7
PORTLAND STATE	12/19/09	*	26	4	7	.571	0	0	.000	1	2	.500	5	7	12	7.2	3	0	1	2	3	0	9	10.5
vs LSU	12/22/09	*	31	4	9	.444	0	0	.000	5	10	.500	1	7	8	7.3	2	0	0	1	2	1	13	10.8
OREGON	12/31/09	*	37	5	14	.357	0	0	.000	5	8	.625	4	8	12	7.6	0	0	0	3	2	0	15	11.1
OREGON STATE	01/02/10	*	27	2	4	.500	0	0	.000	4	7	.571	3	2	5	7.4	4	0	1	2	2	1	8	10.9
at Arizona	01/08/10	*	30	6	12	.500	0	0	.000	4	4	1.000	6	3	9	7.5	4	0	0	2	1	0	16	11.2
at Arizona State	01/10/10		23	2	5	.400	0	0	.000	1	2	.500	2	4	6	7.4	0	0	1	2	1	1	5	10.8
CALIFORNIA	01/14/10	*	33	3	7	.429	0	0	.000	0	0	.000	2	2	4	7.2	3	0	2	4	1	1	6	10.5
STANFORD	01/16/10	*	23	2	5	.400	0	0	.000	5	6	.833	1	7	8	7.3	4	0	0	1	3	0	9	10.4
at USC	01/21/10	*	31	1	3	.333	0	0	.000	2	6	.333	2	6	8	7.3	4	0	1	1	5	0	4	10.1
at UCLA	01/23/10	*	28	2	6	.333	0	0	.000	3	4	.750	3	5	8	7.4	5	1	0	1	0	0	7	10.0
at Washington	01/30/10	*	23	1	3	.333	0	0	.000	2	6	.333	0	2	2	7.1	4	0	2	1	2	0	4	9.7
ARIZONA STATE	02/04/10	*	29	3	6	.500	0	0	.000	0	0	.000	1	2	3	6.9	1	0	0	2	2	0	6	9.5
ARIZONA	02/06/10	*	33	8	13	.615	0	0	.000	3	4	.750	4	6	10	7.0	3	0	0	1	3	1	19	9.9
at Stanford	02/11/10	*	27	6	9	.667	0	0	.000	3	6	.500	2	8	10	7.2	3	0	0	1	1	3	15	10.1
at California	02/13/10	*	32	6	9	.667	0	0	.000	1	1	1.000	1	4	5	7.1	3	0	0	4	5	0	13	10.2
UCLA	02/18/10	*	32	4	8	.500	0	0	.000	2	3	.667	1	2	3	6.9	1	0	0	2	1	2	10	10.2
USC	02/20/10	*	33	5	9	.556	0	0	.000	1	6	.167	3	4	7	6.9	1	0	1	3	3	0	11	10.3
WASHINGTON	02/27/10	*	30	8	16	.500	0	0	.000	3	3	1.000	3	3	6	6.9	4	0	0	0	1	0	19	10.6
at Oregon State	03/04/10	*	32	2	7	.286	0	1	.000	4	6	.667	1	3	4	6.8	3	0	0	3	1	0	8	10.5
at Oregon	03/06/10	*	32	5	8	.625	0	0	.000	6	8	.750	2	8	10	6.9	1	0	1	2	2	0	16	10.7
vs Oregon	03/10/10	*	40	4	8	.500	0	0	.000	5	13	.385	7	2	9	7.0	1	0	1	4	4	2	13	10.7
Totals			30	884	124	.498	0	1	.000	85	144	.590	82	134	216	7.0	76	1	16	67	22	333	10.7	

CASTO'S
CAREER/SEASON HIGHS

Minutes	
Career	40 vs. Oregon (Los Angeles), 3/10/10
Season	40 vs. Oregon (Los Angeles), 3/10/10
Pac-10	37 vs. Oregon, 12/31/09
Points	
Career	19 (twice) vs. Washington, 2/27/10
Season	19 (twice) vs. Washington, 2/27/10
Pac-10	19 (twice) vs. Washington, 2/27/10
Field Goals Made	
Career	8 (three times) vs. Washington, 2/27/10
Season	8 (three times) vs. Washington, 2/27/10
Pac-10	8 (twice) vs. Washington, 2/27/10
Field Goal Attempts	
Career	16 vs. Washington, 2/27/10
Season	16 vs. Washington, 2/27/10
Pac-10	16 vs. Washington, 2/27/10
3-Pt Field Goals Made	
Career	None
Season	None
Pac-10	None
3-Pt Field Goal Attempts	
Career	1 at Oregon State, 3/6/10
Season	1 at Oregon State, 3/6/10
Pac-10	1 at Oregon State, 3/6/10
Free Throws Made	
Career	6 vs. Mississippi Valley State, 11/13/09
Season	6 vs. Mississippi Valley State, 11/13/09
Pac-10	5 vs. Oregon, 12/31/09
Free Throws Attempted	
Career	13 vs. Oregon (Los Angeles), 3/10/10
Season	13 vs. Oregon (Los Angeles), 3/10/10
Pac-10	8 (twice) vs. Oregon, 12/31/09
Rebounds	
Career	14 (twice) vs. Idaho, 12/9/09
Season	14 (twice) vs. Idaho, 12/9/09
Pac-10	12 vs. Oregon, 12/31/09
Assists	
Career	5 vs. Arizona, 2/26/09
Season	2 (twice) at Washington, 1/30/10
Pac-10	5 vs. Arizona, 2/26/09
Blocks	
Career	5 (twice) at California, 2/13/10
Season	5 (twice) at California, 2/13/10
Pac-10	5 (twice) at California, 2/13/10
Steals	
Career	3 (four times) at Stanford, 2/11/10
Season	3 (three times) at Stanford, 2/11/10
Pac-10	3 at Stanford, 2/11/10
Most Recent Occurrences Noted	

MISC. STATS

Category	Season	Career
Double-Figure Scoring	16	19
Double-Figure Rebounding	7	7
Double-Doubles	7	7
Triple-Doubles	0	0
Led WSU in Scoring	2	3
Led WSU in Rebounding	13	15
20+ Point Games	0	0
30+ Point Games	0	0

CAREER STATISTICS

YEAR	GP-GS	FGM-FGA	FG%	3-POINT		FTM-FTA	FT%	REBOUNDS		TOT/AVG	PF-DQ	PTS	AVG	AST	TO	BLK	STL	MIN	AVG
				FGM-FGA	FG%			OFF	DEF										
2009	33-2	53-95	.558	0-0	.000	38-59	.644	43	88	131/4.0	54-1	144	4.4	15	37	39	14	532	16.1
2010	31-30	124-249	.498	0-1	.000	85-144	.590	82	134	216/7.0	76-1	333	10.7	16	67	67	22	884	28.5
TOTAL	64-32	177-344	.515	0-1	.000	123-203	.606	125	222	347/5.4	130-2	477	7.5	31	104	106	36	1416	22.1



#30

Michael Harthun

Guard • 6-3 • 181 • Sophomore
Medford, Ore. • South Medford HS

2009-10 GAME-BY-GAME STATISTICS

Opponent	Date	GS	Min	FG	FGA	Pct	3FG	FGA	Pct	FT	FTA	Pct	Off	Def	Tot	Avg	PF	FO	A TO	Blk	Stl	Pts	Avg	
MISS. VALLEY STATE	11/13/09	17	1	4	.250	0	2	.000	0	0	.000	1	2	3	3.0	3	0	0	1	0	0	2	2.0	
EASTERN WASHINGTON	11/16/09	13	1	2	.500	0	0	.000	0	0	.000	0	2	2	2.5	1	0	1	0	0	0	2	2.0	
IPFW	11/19/09	18	1	5	.200	1	2	.500	2	2	1.000	1	2	3	2.7	2	0	1	1	0	0	5	3.0	
at Alaska Anchorage	11/25/09	*	14	0	0	.000	0	0	.000	3	6	.500	0	2	2	2.5	2	0	0	1	0	0	3	3.0
vs Nicholls State	11/27/09	12	1	3	.333	0	1	.000	0	0	.000	0	1	1	2.2	1	0	0	1	0	0	2	2.8	
vs San Diego	11/28/09	11	1	2	.500	0	0	.000	0	0	.000	0	0	0	1.8	2	0	1	1	0	0	2	2.7	
at Gonzaga	12/02/09	6	1	2	.500	0	0	.000	0	0	.000	0	0	0	1.6	0	0	0	0	0	1	2	2.6	
at Kansas State	12/05/09	12	0	2	.000	0	0	.000	0	0	.000	0	0	0	1.4	1	0	1	0	0	0	2	2.3	
IDAHO	12/09/09	9	2	4	.500	0	1	.000	0	0	.000	1	1	2	1.4	0	0	0	0	0	0	4	2.4	
AIR FORCE	12/12/09	22	3	5	.600	0	0	.000	0	0	.000	0	1	1	1.4	1	0	2	0	1	1	6	2.8	
PORTLAND STATE	12/19/09	16	0	1	.000	0	0	.000	2	2	1.000	0	2	2	1.5	0	0	1	1	0	0	2	2.7	
vs LSU	12/22/09	--DID NOT PLAY--																						
OREGON	12/31/09	4	0	1	.000	0	0	.000	0	0	.000	0	0	0	1.3	0	0	0	1	0	0	0	2.5	
OREGON STATE	01/02/10	--DID NOT PLAY--																						
at Arizona	01/08/10	6	0	0	.000	0	0	.000	0	0	.000	1	0	1	1.3	0	0	0	0	0	1	0	2.3	
at Arizona State	01/10/10	9	0	4	.000	0	2	.000	0	0	.000	0	1	1	1.3	0	0	0	0	0	0	0	2.1	
CALIFORNIA	01/14/10	--DID NOT PLAY--																						
STANFORD	01/16/10	3	1	1	1.000	0	0	.000	0	0	.000	0	0	0	1.2	0	0	2	0	0	0	2	2.1	
at USC	01/21/10	1	0	0	.000	0	0	.000	0	0	.000	0	0	0	1.1	0	0	0	0	0	0	0	2.0	
at UCLA	01/23/10	--DID NOT PLAY--																						
at Washington	01/30/10	1	0	0	.000	0	0	.000	0	0	.000	0	0	0	1.1	0	0	0	0	0	0	0	1.9	
ARIZONA STATE	02/04/10	11	0	1	.000	0	0	.000	0	0	.000	1	2	3	1.2	1	0	1	0	0	0	0	1.8	
ARIZONA	02/06/10	6	0	0	.000	0	0	.000	0	0	.000	0	1	1	1.2	0	0	0	0	0	0	0	1.7	
at Stanford	02/11/10	14	3	5	.600	0	1	.000	0	0	.000	0	1	1	1.2	1	0	0	1	0	0	6	1.9	
at California	02/13/10	9	0	1	.000	0	1	.000	0	0	.000	0	0	0	1.1	1	0	1	0	0	0	0	1.8	
UCLA	02/18/10	11	1	3	.333	0	1	.000	0	0	.000	0	0	0	1.0	0	0	0	0	0	0	2	1.8	
USC	02/20/10	--DID NOT PLAY--																						
WASHINGTON	02/27/10	4	0	2	.000	0	0	.000	0	0	.000	0	0	0	1.0	0	0	0	0	0	0	0	1.7	
at Oregon State	03/04/10	4	0	1	.000	0	0	.000	0	0	.000	1	0	1	1.0	0	0	0	0	0	0	0	1.7	
at Oregon	03/06/10	9	1	4	.250	1	4	.250	0	0	.000	0	0	0	1.0	0	0	0	1	0	0	3	1.7	
vs Oregon	03/10/10	5	0	1	.000	0	1	.000	0	0	.000	0	0	0	0.9	0	0	0	0	0	0	0	1.7	
Totals		1	247	17	54	.315	2	16	.125	7	10	.700	6	18	24	0.9	16	0	11	9	1	3	43	1.7

HARTHUN'S
CAREER/SEASON HIGHS

Minutes

Career 22 vs. Air Force (Spokane), 12/12/09
 Season 22 vs. Air Force (Spokane), 12/12/09
 Pac-10 14 at Stanford, 2/11/10

Points

Career 6 (twice) at Stanford, 2/11/10
 Season 6 (twice) at Stanford, 2/11/10
 Pac-10 6 at Stanford, 2/11/10

Field Goals Made

Career 3 (twice) at Stanford, 2/11/10
 Season 3 (twice) at Stanford, 2/11/10
 Pac-10 3 at Stanford, 2/11/10

Field Goal Attempts

Career 5 (four times) at Stanford, 2/11/10
 Season 5 (three times) at Stanford, 2/11/10
 Pac-10 5 at Stanford, 2/11/10

3-Pt Field Goals Made

Career 1 (twice) at Oregon, 3/6/10
 Season 1 (twice) at Oregon, 3/6/10
 Pac-10 1 at Oregon, 3/6/10

3-Pt Field Goal Attempts

Career 4 at Oregon, 3/6/10
 Season 4 at Oregon, 3/6/10
 Pac-10 4 at Oregon, 3/6/10

Free Throws Made

Career 3 at Alaska Anchorage, 11/25/09
 Season 3 at Alaska Anchorage, 11/25/09
 Pac-10 1 vs. Oregon, 2/12/09

Free Throws Attempted

Career 6 at Alaska Anchorage, 11/25/09
 Season 6 at Alaska Anchorage, 11/25/09
 Pac-10 2 vs. Oregon, 2/12/09

Rebounds

Career 3 (three times) vs. Arizona State, 2/4/10
 Season 3 (three times) vs. Arizona State, 2/4/10
 Pac-10 3 vs. Arizona State, 2/4/10

Assists

Career 2 (three times) vs. Stanford, 1/16/10
 Season 2 (twice) vs. Stanford, 1/16/10
 Pac-10 2 vs. Stanford, 1/16/10

Blocks

Career 1 vs. Air Force (Spokane), 12/12/09
 Season 1 vs. Air Force (Spokane), 12/12/09
 Pac-10 None

Steals

Career 1 (three times) at Arizona, 1/8/10
 Season 1 (three times) at Arizona, 1/8/10
 Pac-10 1 at Arizona, 1/8/10

Most Recent Occurrences Noted

MISC. STATS

Category	Season	Career
Double-Figure Scoring	0	0
Double-Figure Rebounding	0	0
Double-Doubles	0	0
Triple-Doubles	0	0
Led WSU in Scoring	0	0
Led WSU in Rebounding	0	0
20+ Point Games	0	0
30+ Point Games	0	0

CAREER STATISTICS

YEAR	GP-GS	FGM-FGA	FG%	3-POINT		FTM-FTA	FT%	REBOUNDS			PF-DQ	PTS	AVG	AST	TO	BLK	STL	MIN	AVG
				FGM-FGA	FG%			OFF	DEF	TOT/AVG									
2009	14-0	5-18	.278	2-7	.286	1-2	.500	1	5	6/0.4	6-0	13	0.9	4	9	0	0	84	6.0
2010	26-1	17-54	.315	2-16	.125	7-10	.700	6	18	24/0.9	16-0	43	1.7	11	9	1	3	247	9.5
TOTAL	40-1	22-72	.306	4-23	.174	8-12	.667	7	23	30/0.8	22-0	56	1.4	15	18	1	3	331	8.3



#31

Abe Lodwick

Guard/Forward • 6-7 • 200 • RS-Sophomore
Bend, Ore. • Mountain View HS

LODWICK'S CAREER/SEASON HIGHS

Minutes	
Career	23 vs. San Diego, 11/28/09
Season	23 vs. San Diego, 11/28/09
Pac-10	20 vs. USC, 2/20/10
Points	
Career	13 vs. Portland State (Kennewick), 12/19/09
Season	13 vs. Portland State (Kennewick), 12/19/09
Pac-10	11 vs. USC, 2/20/10

Field Goals Made	
Career	5 vs. Portland State (Kennewick), 12/19/09
Season	5 vs. Portland State (Kennewick), 12/19/09
Pac-10	3 vs. USC, 2/20/10

Field Goal Attempts	
Career	7 vs. Canisius, 11/25/08
Season	6 (three times) vs. USC, 2/20/10
Pac-10	6 vs. USC, 2/20/10

3-Pt Field Goals Made	
Career	3 vs. Portland State (Kennewick), 12/19/09
Season	3 vs. Portland State (Kennewick), 12/19/09
Pac-10	1 (five times) vs. USC, 2/20/10

3-Pt Field Goal Attempts	
Career	4 (four times) at Alaska Anchorage, 11/25/09
Season	4 (twice) at Alaska Anchorage, 11/25/09
Pac-10	3 (three times) vs. USC, 2/20/10

Free Throws Made	
Career	4 vs. USC, 2/20/10
Season	4 vs. USC, 2/20/10
Pac-10	4 vs. USC, 2/20/10

Free Throws Attempted	
Career	4 (twice) vs. USC, 2/20/10
Season	4 (twice) vs. USC, 2/20/10
Pac-10	4 vs. USC, 2/20/10

Rebounds	
Career	9 vs. Mississippi Valley State, 11/13/09
Season	9 vs. Mississippi Valley State, 11/13/09
Pac-10	4 (three times) vs. USC, 2/20/10

Assists	
Career	2 (three times) vs. San Diego, 11/28/09
Season	2 (twice) vs. San Diego, 11/28/09
Pac-10	1 (six times) vs. USC, 2/20/10

Blocks	
Career	1 (nine times) vs. California, 1/14/10
Season	1 (seven times) vs. California, 1/14/10
Pac-10	1 (twice) vs. California, 1/14/10

Steals	
Career	1 (eight times) vs. USC, 2/20/10
Season	1 (five times) vs. USC, 2/20/10
Pac-10	1 (twice) vs. USC, 2/20/10

Most Recent Occurrences Noted

MISC. STATS

Category	Season	Career
Double-Figure Scoring	2	2
Double-Figure Rebounding	0	0
Double-Doubles	0	0
Triple-Doubles	0	0
Led WSU in Scoring	0	0
Led WSU in Rebounding	1	1
20+ Point Games	0	0
30+ Point Games	0	0

2009-10 GAME-BY-GAME STATISTICS

Opponent	Date	GS	Min	FG	FGA	Pct	3FG	FGA	Pct	FT	FTA	Pct	Off	Def	Tot	Avg	PF	FO	A	TO	Blk	Stl	Pts	Avg
MISS. VALLEY STATE	11/13/09	*	16	1	6	.167	0	2	.000	2	2	1.000	6	3	9	9.0	1	0	2	4	0	4	4.0	
EASTERN WASHINGTON	11/16/09	*	18	0	1	.000	0	1	.000	0	0	.000	0	2	2	5.5	1	0	0	1	1	0	2.0	
IPFW	11/19/09	*	15	1	5	.200	0	4	.000	0	0	.000	1	2	3	4.7	3	0	1	0	0	1	2	2.0
at Alaska Anchorage	11/25/09	*	19	2	5	.400	2	4	.500	3	4	.750	1	2	3	4.3	1	0	1	0	0	1	9	3.8
vs Nicholls State	11/27/09	*	15	1	2	.500	0	0	.000	0	0	.000	0	1	1	3.6	2	0	0	1	0	1	2	3.4
vs San Diego	11/28/09	*	23	2	2	1.000	1	1	1.000	0	0	.000	1	2	3	3.5	1	0	2	0	1	0	5	3.7
at Gonzaga	12/02/09	*	15	2	3	.667	1	2	.500	0	0	.000	0	2	2	3.3	1	0	0	0	1	0	5	3.9
at Kansas State	12/05/09	*	14	1	1	1.000	0	0	.000	2	2	1.000	1	0	1	3.0	2	0	0	1	1	1	4	3.9
IDAHO	12/09/09	*	17	2	4	.500	2	3	.667	0	0	.000	0	3	3	3.3	1	0	1	1	0	0	6	4.1
AIR FORCE	12/12/09	*	7	0	1	.000	0	1	.000	0	0	.000	0	1	1	3.1	0	0	0	2	0	0	0	3.7
PORTLAND STATE	12/19/09	*	16	5	6	.833	3	3	1.000	0	0	.000	1	7	8	3.5	1	0	0	2	0	0	13	4.5
vs LSU	12/22/09	*	12	0	1	.000	0	1	.000	0	0	.000	1	3	4	3.6	2	0	0	0	0	1	0	4.2
OREGON	12/31/09	*	11	0	1	.000	0	0	.000	0	0	.000	1	3	4	3.6	2	0	0	0	1	0	0	3.8
OREGON STATE	01/02/10	*	11	0	0	.000	0	0	.000	0	0	.000	1	1	2	3.5	1	0	0	0	0	0	0	3.6
at Arizona	01/08/10	*	16	1	3	.333	1	3	.333	0	0	.000	0	0	0	3.3	3	0	1	0	1	0	3	3.5
at Arizona State	01/10/10	*	4	0	1	.000	0	0	.000	0	0	.000	0	1	1	3.1	0	0	0	0	0	0	0	3.3
CALIFORNIA	01/14/10	*	14	1	1	1.000	1	1	1.000	0	0	.000	1	3	4	3.2	0	0	1	0	1	0	3	3.3
STANFORD	01/16/10	*	11	0	2	.000	0	1	.000	0	0	.000	2	1	3	3.2	2	0	0	0	1	0	0	3.1
at USC	01/21/10	*	13	0	2	.000	0	1	.000	0	0	.000	2	1	3	3.2	2	0	0	0	1	0	0	2.9
at UCLA	01/23/10	*	8	0	2	.000	0	2	.000	0	0	.000	0	2	2	3.1	3	0	0	0	0	0	0	2.8
at Washington	01/30/10		5	0	1	.000	0	1	.000	0	1	.000	1	0	1	3.0	0	0	0	1	0	0	0	2.7
ARIZONA STATE	02/04/10		2	1	1	1.000	0	0	.000	0	0	.000	1	0	1	2.9	1	0	0	0	0	0	2	2.6
ARIZONA	02/06/10																							
at Stanford	02/11/10		6	0	1	.000	0	1	.000	0	0	.000	0	1	1	2.8	1	0	0	0	0	0	0	2.5
at California	02/13/10																							
UCLA	02/18/10		5	1	3	.333	0	2	.000	0	0	.000	0	0	0	2.7	1	0	0	0	0	0	0	2.5
USC	02/20/10	*	20	3	6	.500	1	3	.333	4	4	1.000	2	2	4	2.8	2	0	1	0	0	1	11	2.8
WASHINGTON	02/27/10		6	0	0	.000	0	0	.000	0	0	.000	0	0	0	2.7	0	0	0	0	0	0	0	2.7
at Oregon State	03/04/10		3	0	0	.000	0	0	.000	0	0	.000	1	0	1	2.6	1	0	0	0	0	0	0	2.6
at Oregon	03/06/10		6	0	0	.000	0	0	.000	0	0	.000	0	0	0	2.5	0	0	0	0	1	0	0	2.5
vs Oregon	03/10/10																							
--DID NOT PLAY--																								
Totals			21	328	24	61	.393	12	37	.324	11	.846	24	46	70	2.5	35	0	10	14	9	6	71	2.5

CAREER STATISTICS

YEAR	GP-GS	FGM-FGA	FG%	3-POINT		FTM-FTA	FT%	REBOUNDS			PF-DQ	PTS	AVG	AST	TO	BLK	STL	MIN	AVG
				FGM-FGA	FG%			OFF	DEF	TOT/AVG									
2009	21-0	7-39	.179	3-28	.107	0-0	.000	5	15	20/1.0	24-1	17	0.8	6	10	2	3	132	6.3
2010	28-21	24-61	.393	12-37	.324	11-13	.846	24	46	70/2.5	35-0	71	2.5	10	14	9	6	328	11.7
TOTAL	49-21	31-100	.310	15-65	.231	11-13	.846	29	61	90/1.8	59-1	88	1.8	16	24	11	9	460	9.4



#40

Charlie Enquist

Forward • 6-10 • 222 • RS-Sophomore
Edmonds, Wash. • Kings HS

ENQUIST'S CAREER/SEASON HIGHS

Minutes

Career 23 vs. Air Force (Spokane), 12/12/09
Season 23 vs. Air Force (Spokane), 12/12/09
Pac-10 13 vs. Stanford, 1/16/10

Points

Career 6 (twice) vs. Miss. Valley State, 11/13/09
Season 6 vs. Mississippi Valley State, 11/13/09
Pac-10 4 vs. Stanford, 1/16/10

Field Goals Made

Career 3 vs. Idaho State, 12/2/08
Season 2 (twice) vs. Air Force (Spokane), 12/12/09
Pac-10 2 vs. Stanford, 1/16/10

Field Goal Attempts

Career 3 vs. Idaho State, 12/2/08
Season 4 vs. IPFW, 11/19/09
Pac-10 2 vs. Stanford, 1/16/10

3-Pt Field Goals Made

Career None
Season None
Pac-10 None

3-Pt Field Goal Attempts

Career None
Season None
Pac-10 None

Free Throws Made

Career 4 vs. Mississippi Valley State, 11/13/09
Season 4 vs. Mississippi Valley State, 11/13/09
Pac-10 2 at Washington, 1/30/10

Free Throws Attempted

Career 4 vs. Mississippi Valley State, 11/13/09
Season 4 vs. Mississippi Valley State, 11/13/09
Pac-10 2 at Washington, 1/30/10

Rebounds

Career 5 (twice) vs. IPFW, 11/19/09
Season 5 (twice) vs. IPFW, 11/19/09
Pac-10 4 vs. Stanford, 1/16/10

Assists

Career 2 vs. San Diego, 11/28/09
Season 2 vs. San Diego, 11/28/09
Pac-10 None

Blocks

Career 3 vs. Mississippi Valley State, 11/15/08
Season 2 vs. Stanford, 1/16/10
Pac-10 2 vs. Stanford, 1/16/10

Steals

Career 1 (five times) vs. Idaho, 12/9/09
Season 1 (five times) vs. Idaho, 12/9/09
Pac-10 None

Most Recent Occurrences Noted

MISC. STATS

Category	Season	Career
Double-Figure Scoring	0	0
Double-Figure Rebounding	0	0
Double-Doubles	0	0
Triple-Doubles	0	0
Led WSU in Scoring	0	0
Led WSU in Rebounding	1	1
20+ Point Games	0	0
30+ Point Games	0	0

2009-10 GAME-BY-GAME STATISTICS

Opponent	Date	GS	Min	FG	FGA	Pct	3FG	FGA	Pct	FT	FTA	Pct	Off	Def	Tot	Avg	PF	FO	A TO	Blk	Stl	Pts	Avg	
MISS. VALLEY STATE	11/13/09	15	1	1	1.000	0	0	0	.000	4	4	1.000	1	4	5	5.0	1	0	0	0	1	6	6.0	
EASTERN WASHINGTON	11/16/09	5	0	1	.000	0	0	.000	0	0	.000	0	0	0	2.5	0	0	0	0	0	0	3	0	
IPFW	11/19/09	15	2	4	.500	0	0	.000	0	0	.000	2	3	5	3.3	0	0	1	1	1	1	4	3.3	
at Alaska Anchorage	11/25/09	16	1	1	1.000	0	0	.000	0	0	.000	2	2	4	3.5	4	0	0	1	0	0	2	3.0	
vs Nicholls State	11/27/09	7	0	0	.000	0	0	.000	0	0	.000	0	1	1	3.0	0	0	0	0	0	0	0	2.4	
vs San Diego	11/28/09	9	0	0	.000	0	0	.000	0	0	.000	0	0	0	2.5	2	0	2	0	0	1	0	2.0	
at Gonzaga	12/02/09	7	0	0	.000	0	0	.000	0	0	.000	0	1	1	2.3	4	0	0	1	0	1	0	1.7	
at Kansas State	12/05/09	9	0	0	.000	0	0	.000	0	0	.000	0	2	2	2.3	2	0	0	0	0	0	0	1.5	
IDAHO	12/09/09	8	0	1	.000	0	0	.000	1	2	.500	1	0	1	2.1	1	0	0	0	0	1	1	1.4	
AIR FORCE	12/12/09	23	2	2	1.000	0	0	.000	1	1	1.000	1	3	4	2.3	1	0	1	0	0	0	5	1.8	
PORTLAND STATE	12/19/09	2	0	0	.000	0	0	.000	0	0	.000	0	1	1	2.2	0	0	0	0	0	0	0	1.6	
vs LSU	12/22/09	10	0	0	.000	0	0	.000	2	2	1.000	1	1	2	2.2	2	0	0	1	0	0	2	1.7	
OREGON	12/31/09	--DID NOT PLAY--																						
OREGON STATE	01/02/10	--DID NOT PLAY--																						
at Arizona	01/08/10	--DID NOT PLAY--																						
at Arizona State	01/10/10	*	4	0	0	.000	0	0	.000	0	0	.000	0	1	1	2.1	1	0	0	1	0	0	1.5	
CALIFORNIA	01/14/10	--DID NOT PLAY--																						
STANFORD	01/16/10	13	2	2	1.000	0	0	.000	0	0	.000	2	2	4	2.2	0	0	0	2	2	0	4	1.7	
at USC	01/21/10	7	0	0	.000	0	0	.000	0	0	.000	0	1	1	2.1	0	0	0	0	0	0	0	1.6	
at UCLA	01/23/10	11	0	2	.000	0	0	.000	0	0	.000	0	2	2	2.1	3	0	0	1	0	0	0	1.5	
at Washington	01/30/10	4	0	0	.000	0	0	.000	2	2	1.000	1	1	2	2.1	1	0	0	1	0	0	2	1.5	
ARIZONA STATE	02/04/10	--DID NOT PLAY--																						
ARIZONA	02/06/10	--DID NOT PLAY--																						
at Stanford	02/11/10	--DID NOT PLAY--																						
at California	02/13/10	--DID NOT PLAY--																						
UCLA	02/18/10	--DID NOT PLAY--																						
USC	02/20/10	--DID NOT PLAY--																						
WASHINGTON	02/27/10	--DID NOT PLAY--																						
at Oregon State	03/04/10	--DID NOT PLAY--																						
at Oregon	03/06/10	--DID NOT PLAY--																						
vs Oregon	03/10/10	--DID NOT PLAY--																						
Totals		1	165	8	14	.571	0	0	.000	10	11	.909	11	25	36	2.1	22	0	4	9	3	5	26	1.5

CAREER STATISTICS

YEAR	GP-GS	FGM-FGA	FG%	3-POINT		FTM-FTA	FT%	REBOUNDS			PF-DQ	PTS	AVG	AST	TO	BLK	STL	MIN	AVG
				FGM-FGA	FG%			OFF	DEF	TOT/AVG									
2009	11-0	5-10	.500	0-0	.000	1-3	.333	5	4	9/0.8	3-0	11	1.0	0	1	6	0	53	4.8
2010	17-1	8-14	.571	0-0	.000	10-11	.909	11	25	36/2.1	22-0	26	1.5	4	9	3	5	165	9.7
TOTAL	28-1	13-24	.542	0-0	.000	11-14	.786	16	29	45/1.6	25-0	37	1.3	4	10	9	5	218	7.8



CHARTING THE COUGARS

Times Led WSU in Scoring

Klay Thompson	21
Reggie Moore	7
DeAngelo Casto	2
Nikola Koprivica	1
Xavier Thames	1

Times Led WSU in Rebounding

DeAngelo Casto	17
Klay Thompson	7
Nikola Koprivica	6
Marcus Capers	3
Charlie Enquist	1
Abe Lodwick	1

Times Led WSU in Assists

Reggie Moore	22
Klay Thompson	9
Nikola Koprivica	5
Marcus Capers	2
Xavier Thames	2

Times Led WSU in Steals

Reggie Moore	14
Klay Thompson	11
Xavier Thames	10
Marcus Capers	6
DeAngelo Casto	4
Nikola Koprivica	2
Charlie Enquist	1
Michael Harthun	1
Abe Lodwick	1

Times Led WSU in Blocks

DeAngelo Casto	22
Klay Thompson	6
Marcus Capers	3
Michael Harthun	1
Nikola Koprivica	1
Abe Lodwick	1
James Watson	1

Double-Figure Scoring Games

Klay Thompson	24
Reggie Moore	22
DeAngelo Casto	17
Nikola Koprivica	12
Marcus Capers	8
Xavier Thames	4
Abe Lodwick	2
Brock Motum	2
James Watson	1

20-Plus Point Games

Klay Thompson	17
Reggie Moore	4
Nikola Koprivica	1

30-Plus Point Games

Klay Thompson	3
---------------	---

40-Plus Point Games

Klay Thompson	1
---------------	---

Double-Doubles

DeAngelo Casto (pts-rebs)	7
Marcus Capers (pts-rebs)	1
Reggie Moore (pts-assts)	1
Nikola Koprivica (pts-rebs)	1

Consecutive Double-Figure Games (Active)

Nikola Koprivica	3
Klay Thompson	3
DeAngelo Casto	2
Marcus Capers	1
Brock Motum	1

Technical Fouls

Washington State	5
Opponents	6

Dunks

Washington State	62
Opponents	45

Marcus Capers	37
Klay Thompson	8
Reggie Moore	8
DeAngelo Casto	6
James Watson	2
Charlie Enquist	1
Brock Motum	1

Jump Balls Controlled

Washington State	19 (OT-2)
Opponents	16 (OT-2)

DeAngelo Casto	18/34 (2/5-OT)
Charlie Enquist	1/1

Three-Point Plays

Washington State	35
Opponents	19

Reggie Moore	9
Klay Thompson	9
DeAngelo Casto	7
Marcus Capers	5
Nikola Koprivica	3
Charlie Enquist	1
Xavier Thames	1
James Watson	1

Four-Point Plays

Washington State	0
Opponents	0

Consecutive Free Throws Made

(Active)	
Charlie Enquist	6
Xaiver Thames	6
Klay Thompson	6
Brock Motum	1
Michael Harthun	2
Abe Lodwick	2
Marcus Capers	1

First to Score

Washington State	16
Opponents	15

First to Score for WSU

DeAngelo Casto	9
Reggie Moore	7
Klay Thompson	6
Marcus Capers	6
Nikola Koprivica	2
Abe Lodwick	1

How WSU Scored First Points

Layup	11
3-Pointer	7
Free Throw	4
Jumper	4
Dunk	3
Tip-in	1
Hook	1

First Substitutions

Nikola Koprivica	16
Xavier Thames	10
James Watson	6
Michael Harthun	3
Charlie Enquist	2
Abe Lodwick	2
Reggie Moore	1
Brock Motum	1
Marcus Capers	1

POINTS BY CLASS

FRESHMEN	658 (21.2 P/G)
SOPHOMORES	1295 (41.8 P/G)
SENIORS	276 (8.9 P/G)

POINTS BY POSITION

GUARD	1408 (45.4 P/G)
FORWARD/CENTER	821 (26.5 P/G)

FIRST HALF POINTS

WASHINGTON STATE	1006 (32.5 P/G)
OPPONENTS	969 (31.3 P/G)

SECOND HALF POINTS

WASHINGTON STATE	1181 (38.1 P/G)
OPPONENTS	1177 (38.0 P/G)

OVERTIME POINTS

WASHINGTON STATE	42 (14.0 P/G)
OPPONENTS	44 (14.7 P/G)

POINTS IN THE PAINT

WASHINGTON STATE	890 (28.7 P/G)
OPPONENTS	851 (27.5 P/G)

POINTS OFF TURNOVERS

WASHINGTON STATE	476 (15.4 P/G)
OPPONENTS	485 (15.6 P/G)

SECOND CHANCE POINTS

WASHINGTON STATE	348 (11.2 P/G)
OPPONENTS	340 (11.0 P/G)

BENCH POINTS

WASHINGTON STATE	547 (17.6 P/G)
OPPONENTS	538 (17.4 P/G)

LARGEST WSU HALFTIME LEAD

STANFORD	20, JAN. 16
----------	-------------

LARGEST WSU HALFTIME DEFICIT

OREGON STATE	18, MARCH 4
--------------	-------------

LARGEST WSU WIN

SAN DIEGO	37, NOV. 28
-----------	-------------

LARGEST WSU LOSS

WASHINGTON	28, JAN. 30
------------	-------------

LARGEST WSU LEAD

SAN DIEGO	38, NOV. 28
-----------	-------------

LARGEST WSU DEFICIT

WASHINGTON	29, JAN. 30
------------	-------------

SMALLEST WSU MARGIN OF VICTORY

LSU	2, DEC. 22
ARIZONA	2, JAN. 8

SMALLEST OPP. MARGIN OF VICTORY

OREGON	2, DEC. 31
STANFORD	2, FEB. 11
OREGON	2, MARCH 10



THE LAST TIME...

SCORING

Less than 40 points	37 vs. Stanford at Pullman, 2/25/06
40-49 points	46 vs. Arizona State at Tempe, 1/10/10
90-99 points	93 vs. Portland State at Kennewick, 12/19/09
100+ points (regulation)	102 vs. Centenary at Pullman, 3/2/02
100+ points	110 vs. Gonzaga at Pullman, 12/7/02

OPPONENT SCORING

Less than 40 points	38 Oregon at Pullman, 2/12/09
40-49 points	47 USC at Pullman, 2/20/10
90-99 points	92 Washington at Seattle, 1/30/10
100+ points (regulation)	115 Oregon at Eugene, 2/21/02
100+ points	110 Gonzaga at Pullman, 12/7/02

FIELD GOAL PERCENTAGE

Less than .200 shooting	UNKNOWN
.200-.299 shooting	.295 (18-61) vs. Washington at Pullman, 2/27/10
.300-.399 shooting	.357 (20-56) vs. Oregon at Eugene, 3/6/10
.300-.399 shooting and won	.386 (17-44) vs. USC at Pullman, 2/20/10
.600 shooting or higher	.635 (33-52) vs. Portland State at Kennewick, 12/19/09

OPPONENT FIELD GOAL PERCENTAGE

Less than .200 shooting	.167 (9-54) Miss. Valley St. at Pullman, 11/15/08
.200-.299 shooting	.260 (13-50) Oregon at Los Angeles, 3/12/09
.300-.399 shooting	.380 (19-50) USC at Pullman, 2/20/10
.300-.399 shooting and won	.389 (21-54) LSU at Baton Rouge, 12/27/08
.600 shooting or higher	.638 (30-47) Oklahoma State at Stillwater, 12/4/04

BASKETS MADE

40+ field goals made	(40-63) vs. UCLA at Pullman, 1/4/03
10+ 3-point field goals made	(13-16) vs. Portland State, 12/19/09
15+ 3-point field goals made (15-29)	vs. Sacramento State at Pullman, 11/21/08
Did not make a 3-pointer	(0-6) vs. Oregon at Los Angeles, 3/12/09
Made 30+ free throws	(32-39) vs. Centenary at Pullman, 3/2/02
Attempted 45+ free throws	(37-47) vs. Arizona State at Pullman, 1/13/01
Attempted less than five free throws	(1-1) vs. California at Berkeley, 2/7/09
Attempted 5-10 free throws	(7-10) vs. Stanford at Stanford, 2/11/10
Attempted 11-15 free throws	(12-15) vs. UCLA at Pullman, 2/18/10
Attempted zero free throws in a half	vs. Arizona State at Pullman (first half), 2/28/09

OPPONENT BASKETS MADE

40+ field goals made	(40-76) Arizona at Tucson, 2/3/96
10+ 3-point field goals made	(10-21) California at Berkeley, 2/13/10
15+ 3-point field goals made	(16-26) Oregon at Eugene, 2/21/06
Did not make a 3-pointer	(0-15) Mississippi Valley State at Spokane, 11/24/07
Made 30+ free throws	(32-47) Colorado State at Fort Collins, 12/14/02
Attempted 45+ free throws	(32-47) Colorado State at Fort Collins, 12/14/02
Attempted less than five free throws (3-4)	Sacramento St. at Pullman, 11/21/08
Attempted 5-10 free throws	(10-10) Oregon at Los Angeles, 3/10/10
Attempted 11-15 free throws	(9-13) Washington at Pullman, 2/27/10
Attempted zero free throws in a half	California at Pullman (first half), 1/14/10

REBOUNDS

Less than 10 rebounds	UNKNOWN
10-20 rebounds	20 (2 off/18 def) vs. California at Berkeley, 2/7/09
50+ rebounds	50 (24 off/26 def) vs. Mississippi Valley St. at Pullman, 11/13/09
20+ rebound margin	+25 (50/25) vs. Mississippi Valley St. at Pullman, 11/13/09

OPPONENT REBOUNDS

Less than 10 rebounds	7 Princeton at East Lansing, Mich., 12/29/92
10-20 rebounds	20 (5 off/15 def) Montana State at Seattle, 12/13/08
50+ rebounds	52 (16 off/ 36 def) Washington at Seattle, 1/30/10
20+ rebound margin	+20 (47/27) Arizona at Spokane, 12/29/05

STEALS

10-15 steals	11 vs. Arizona State at Pullman, 2/4/10
More than 15 steals	16 vs. Wyoming at Pullman, 11/30/05

OPPONENT STEALS

10-15 steals	14 Oregon State at Corvallis, 3/4/10
More than 15 steals	15 Southern at Pullman, 12/4/99

ASSISTS

20-25 assists	25 vs. Portland State at Kennewick, 12/19/09
More than 25 assists	27 vs. UC Riverside at Pullman, 11/19/05

OPPONENT ASSISTS

20-25 assists	20 California at Pullman, 1/14/10
More than 25 assists	30 Arizona at Tucson, 2/1/01

TURNOVERS

Less than 5 turnovers	4 vs. Stanford at Pullman, 2/2/08
5-10 turnovers	9 vs. Arizona State at Pullman, 2/4/10
25-30 turnovers	25 vs. Kansas State at Manhattan, Kan., 12/5/09
31-35 turnovers	31 vs. UCLA at Los Angeles, 2/25/99
35 or more turnovers	37 vs. USC at Pullman, 1/10/65

OPPONENT TURNOVERS

Less than 5 turnovers	4 Oregon State at Pullman, 2/14/09
5-10 turnovers	10 California at Berkeley, 2/13/10
25-30 turnovers	27 Wyoming at Pullman, 11/30/05
31-35 turnovers	32 Prairie View A&M at Pullman, 11/24/01
35 or more turnovers	35 Central Connecticut State, 11/22/91

BLOCKED SHOTS

10+ blocked shots	12 vs. California at Berkeley, 2/13/10
-------------------	--

OPPONENT BLOCKED SHOTS

10+ blocked shots	11 Arizona at Tucson, 11/13/00
-------------------	--------------------------------

FREE THROW PERCENTAGE

Less than .500	.480 (12-25) vs. Oregon at Los Angeles, 3/10/10
.900-.999	.909 (10-11) vs. Arizona at Pullman, 2/26/09
1.000	1.000 (1-1) vs. California at Berkeley, 2/7/09

OPPONENT FREE THROW PERCENTAGE

Less than .500	.467 (7-15) Oregon at Los Angeles, 3/12/09
.900-.999	.923 (12-13) Notre Dame at Denver (NCAA), 3/22/08
1.000	1.000 (10-10) Oregon at Los Angeles, 3/10/10

MARGIN OF VICTORY

1-point	82-81 vs. UCLA at Los Angeles, 2/21/09
2-points	78-76 vs. Arizona at Tucson, 1/8/10
20-30 points	24 (93-69) vs. Portland State at Kennewick, 12/19/09
Back-to-back 20+ points	22 (55-33) vs. Fairleigh Dickinson at Pullman, 11/18/08
	21 (76-55) vs. Sacramento State at Pullman, 11/21/08
31-40 points	37 (93-56) vs. San Diego at Anchorage, 11/28/09
40+ points	51 (76-25) vs. Mississippi Valley State at Pullman, 11/15/08
30+ halftime lead	30 (41-11) vs. Mississippi Valley State at Pullman, 11/15/08
Single-overtime win	vs. LSU at Seattle, 12/22/09 (72-70)
Double-overtime win	vs. Washington at Pullman, 3/8/08 (76-73)
Triple-overtime win	vs. UCLA at Pullman, 1/2/82 (57-51)

OPPONENT MARGIN OF VICTORY

1-point	57-56 (OT) Arizona at Pullman, 2/24/05
2-points	82-80 (OT) Oregon at Los Angeles, 3/10/10
20-30 points	20 (71-51) UCLA at Pullman, 2/18/10
Back-to-back 20+ points	38 (96-58) Gonzaga at Spokane, 12/28/03
	22 (73-51) Stanford at Stanford, 1/2/04

31-40 points	
40+ points	52 (81-29) Oklahoma State at Stillwater, 12/4/04
30+ halftime lead	30 (21-51) Arizona State at Tempe, 2/7/02
Single-overtime win	Oregon at Los Angeles, 3/10/10 (82-80)
Double-overtime win	Oregon at Pullman, 12/31/09 (91-89)
Triple-overtime win	Oregon at Pullman, 1/14/99 (87-83)



2009-10 STATISTICS • ALL GAMES

RECORD:	OVERALL	HOME	AWAY	NEUTRAL
ALL GAMES	16-15	10-5	3-9	3-1
CONFERENCE	6-12	4-5	2-7	0-0
NON-CONFERENCE	10-3	6-0	1-2	3-1

##	Player	GP	GS	Min	TOTAL				3-PTS				REBOUNDS										PF	FO	A	TO	Blk	Stl	Pts	Avg
					FGA	Pct	3FG	FGA	Pct	FT	FTA	Pct	Off	Def	Tot	Avg														
01	Thompson, Klay	31	30	1096	35.4	200	485	.412	76	209	.364	133	166	.801	37	122	159	5.1	75	1	70	104	22	44	609	19.6				
03	Moore, Reggie	31	30	1007	32.5	106	254	.417	28	87	.322	154	194	.794	17	56	73	2.4	56	2	131	88	0	42	394	12.7				
23	Casto, DeAngelo	31	30	884	28.5	124	249	.498	0	1	.000	85	144	.590	82	134	216	7.0	76	1	16	67	67	22	333	10.7				
04	Koprivica, Nikola	31	10	781	25.2	87	180	.483	43	101	.426	59	79	.747	44	113	157	5.1	58	1	55	41	3	11	276	8.9				
00	Capers, Marcus	31	28	826	26.6	81	145	.559	0	0	.000	51	83	.614	49	77	126	4.1	84	2	43	41	22	26	213	6.9				
11	Thames, Xavier	31	4	546	17.6	54	131	.412	9	34	.265	25	39	.641	13	32	45	1.5	59	0	38	29	1	24	142	4.6				
12	Motum, Brock	19	0	128	6.7	23	41	.561	4	10	.400	5	11	.455	7	9	16	0.8	7	0	7	6	0	2	55	2.9				
31	Lodwick, Abe	28	21	328	11.7	24	61	.393	12	37	.324	11	13	.846	24	46	70	2.5	35	0	10	14	9	6	71	2.5				
14	Watson, James	29	0	205	7.1	23	46	.500	0	0	.000	7	24	.292	30	23	53	1.8	42	0	6	11	9	3	53	1.8				
30	Harthun, Michael	26	1	247	9.5	17	54	.315	2	16	.125	7	10	.700	6	18	24	0.9	16	0	11	9	1	3	43	1.7				
40	Enquist, Charlie	17	1	165	9.7	8	14	.571	0	0	.000	10	11	.909	11	25	36	2.1	22	0	4	9	3	5	26	1.5				
13	Bjornstad, Steven	11	0	28	2.5	3	5	.600	0	0	.000	1	3	.333	1	1	2	0.2	4	0	0	3	3	0	7	0.6				
20	Allen, John	13	0	43	3.3	3	11	.273	1	7	.143	0	0	.000	1	4	5	0.4	3	0	6	2	0	2	7	0.5				
02	Brown, Anthony	3	0	5	1.7	0	0	.000	0	0	.000	0	0	.000	1	1	2	0.7	0	0	0	0	0	0	0	0.0				
22	Loewen, Ben	4	0	8	2.0	0	1	.000	0	0	.000	0	0	.000	0	0	0	0.0	1	0	0	0	0	0	0	0.0				
TM	TEAM.....														48	41	89	2.9	2			7								
	Total.....	31				753	1677	.449	175	502	.349	548	777	.705	371	702	1073	34.6	540	7	397	431	140	190	2229	71.9				
	Opponents.....	31				776	1731	.448	216	608	.355	422	596	.708	340	672	1012	32.6	635	-	417	430	82	217	2190	70.6				

SCORE BY PERIODS:	1st	2nd	OT	2OT	Total	DEADBALL REBOUNDS:	OFF	DEF	TOTAL
Washington State	1006	1181	33	9	2229	Washington State	105	17	122
Opponents	969	1177	33	11	2190	Opponents	68	8	76

2009-10 STATISTICS • PAC-10 GAMES

RECORD:	OVERALL	HOME	AWAY	NEUTRAL
ALL GAMES	6-12	4-5	2-7	0-0
CONFERENCE	6-12	4-5	2-7	0-0
NON-CONFERENCE	0-0	0-0	0-0	0-0

##	Player	GP	GS	Min	Avg	TOTAL			3-PTS			REBOUNDS										PF	FO	A	TO	Blk	Stl	Pts	Avg
						FG	FGA	Pct	3FG	FGA	Pct	FT	FTA	Pct	Off	Def	Tot	Avg											
01	Thompson, Klay	18	17	632	35.1	95	266	.357	37	126	.294	62	77	.805	19	72	91	5.1	48	1	35	61	17	19	289	16.1			
03	Moore, Reggie	18	18	601	33.4	65	165	.394	17	55	.309	89	115	.774	10	31	41	2.3	39	2	62	60	0	22	236	13.1			
23	Casto, DeAngelo	18	17	535	29.7	71	144	.493	0	1	.000	49	80	.613	41	79	120	6.7	48	1	9	35	36	9	191	10.6			
04	Koprivica, Nikola	18	9	515	28.6	53	120	.442	28	71	.394	32	43	.744	30	81	111	6.2	34	1	30	24	1	8	166	9.2			
00	Capers, Marcus	18	16	497	27.6	46	81	.568	0	0	.000	23	39	.590	25	44	69	3.8	42	1	23	27	14	20	115	6.4			
11	Thames, Xavier	18	3	363	20.2	35	89	.393	5	25	.200	20	32	.625	10	17	27	1.5	33	0	21	16	1	18	95	5.3			
14	Watson, James	18	0	151	8.4	15	33	.455	0	0	.000	6	20	.300	23	13	36	2.0	30	0	4	8	7	0	36	2.0			
12	Motum, Brock	10	0	56	5.6	6	15	.400	0	2	.000	3	4	.750	1	5	6	0.6	2	0	1	2	0	1	15	1.5			
31	Lodwick, Abe	16	9	141	8.8	7	24	.292	3	15	.200	4	5	.800	12	15	27	1.7	19	0	3	2	5	1	21	1.3			
40	Enquist, Charlie	5	1	39	7.8	2	4	.500	0	0	.000	2	2	1.000	3	7	10	2.0	5	0	0	5	2	0	6	1.2			
30	Harthun, Michael	14	0	92	6.6	6	23	.261	1	9	.111	0	0	.000	3	5	8	0.6	3	0	4	3	0	1	13	0.9			
20	Allen, John	5	0	11	2.2	2	6	.333	0	2	.000	0	0	.000	0	2	2	0.4	0	0	0	1	0	0	4	0.8			
22	Loewen, Ben	1	0	1	1.0	0	0	.000	0	0	.000	0	0	.000	0	0	0	0.0	0	0	0	0	0	0	0	0.0			
02	Brown, Anthony	1	0	1	1.0	0	0	.000	0	0	.000	0	0	.000	0	0	0	0.0	0	0	0	0	0	0	0	0.0			
13	Bjornstad, Steven	5	0	15	3.0	0	0	.000	0	0	.000	0	0	.000	0	0	0	0.0	1	0	0	1	2	0	0	0.0			
TM TEAM.....															28	23	51	2.8	1			2							
Total.....		18				403	970	.415	91	306	.297	290	417	.695	205	394	599	33.3	305	6	192	247	85	99	1187	65.9			
Opponents.....		18				462	985	.469	113	314	.360	250	354	.706	185	423	608	33.8	347	-	253	240	56	131	1287	71.5			

SCORE BY PERIODS:	1st	2nd	OT	2OT	Total	DEADBALL REBOUNDS:	OFF	DEF	TOTAL
Washington State	538	625	15	9	1187	Washington State	63	4	67
Opponents	571	690	15	11	1287	Opponents	42	6	48



2009-10 RESULTS

DATE	TIME	OPPONENT	W/L	SCORE	ATTEND	OVERALL	PAC-10	HIGH POINTS	HIGH REBOUNDS
11/13/09	7 p.m.	MISS. VALLEY STATE	W	94-66	9188	1-0	0-0	(20)Thompson, Klay	(9)Lodwick, Abe
11/16/09	7 p.m.	EASTERN WASHINGTON	W	67-61	5767	2-0	0-0	(24)Thompson, Klay	(6)Thompson, Klay
									(6)Casto, DeAngelo
11/19/09	7 p.m.	IPFW	W	89-70	5399	3-0	0-0	(37)Thompson, Klay	(5)Enquist, Charlie
11/25/09	7:30 p.m.	at Alaska Anchorage	W	87-68	5849	4-0	0-0	(25)Thompson, Klay	(7)Thompson, Klay
11/27/09	5 p.m.	vs Nicholls State	W	78-69	5657	5-0	0-0	(21)Thompson, Klay	(14)Casto, DeAngelo
11/28/09	7 p.m.	vs San Diego	W	93-56	5821	6-0	0-0	(43)Thompson, Klay	(8)Capers, Marcus
12/02/09	6 p.m.	at Gonzaga	L	69-74	6000	6-1	0-0	(15)Thompson, Klay	(10)Casto, DeAngelo
12/05/09	8:05 p.m.	at Kansas State	L	69-86	12528	6-2	0-0	(22)Thompson, Klay	(6)Casto, DeAngelo
									(6)Thompson, Klay
12/09/09	8 p.m.	IDAHO	W	76-64	7285	7-2	0-0	(25)Thompson, Klay	(14)Casto, DeAngelo
12/12/09	1 p.m.	AIR FORCE	W	75-68	7024	8-2	0-0	(19)Thompson, Klay	(11)Koprivica, Nikola
12/19/09	4:30 p.m.	PORTLAND STATE	W	93-69	6286	9-2	0-0	(23)Thompson, Klay	(12)Casto, DeAngelo
								(23)Koprivica, Nikola	
12/22/09	7 p.m.	vs LSU	WOT	72-70	15341	10-2	0-0	(26)Thompson, Klay	(8)Casto, DeAngelo
12/31/09	3:30 p.m.	*OREGON	L2OT	89-91	5810	10-3	0-1	(33)Thompson, Klay	(12)Casto, DeAngelo
01/02/10	4 p.m.	*OREGON STATE	W	65-60	5967	11-3	1-1	(19)Moore, Reggie	(10)Capers, Marcus
01/08/10	6:30 p.m.	*at Arizona	W	78-76	12758	12-3	2-1	(20)Moore, Reggie	(9)Casto, DeAngelo
01/10/10	12:30 p.m.	*at Arizona State	L	46-71	6433	12-4	2-2	(9)Thompson, Klay	(8)Thompson, Klay
01/14/10	7 p.m.	*CALIFORNIA	L	88-93	8277	12-5	2-3	(25)Moore, Reggie	(8)Koprivica, Nikola
01/16/10	2 p.m.	*STANFORD	W	77-73	8148	13-5	3-3	(27)Thompson, Klay	(8)Koprivica, Nikola
									(8)Casto, DeAngelo
01/21/10	7:30 p.m.	*at USC	W	67-60	4422	14-5	4-3	(21)Moore, Reggie	(8)Casto, DeAngelo
01/23/10	1 p.m.	*at UCLA	L	62-74	8349	14-6	4-4	(24)Moore, Reggie	(8)Casto, DeAngelo
01/30/10	12:30 p.m.	*at Washington	L	64-92	10000	14-7	4-5	(15)Thames, Xavier	(11)Koprivica, Nikola
02/04/10	7 p.m.	*ARIZONA STATE	L	70-81	7360	14-8	4-6	(20)Thompson, Klay	(8)Capers, Marcus
02/06/10	5:30 p.m.	*ARIZONA	W	78-60	8135	15-8	5-6	(19)Casto, DeAngelo	(10)Casto, DeAngelo
02/11/10	7 p.m.	*at Stanford	L	58-60	6547	15-9	5-7	(19)Thompson, Klay	(10)Casto, DeAngelo
02/13/10	1 p.m.	*at California	L	70-86	9536	15-10	5-8	(28)Thompson, Klay	(7)Thompson, Klay
02/18/10	5:30 p.m.	*UCLA	L	51-71	6566	15-11	5-9	(11)Moore, Reggie	(5)Thompson, Klay
02/20/10	2 p.m.	*USC	W	51-47	6967	16-11	6-9	(12)Moore, Reggie	(7)Koprivica, Nikola
									(7)Casto, DeAngelo
02/27/10	7 p.m.	*WASHINGTON	L	52-59	11671	16-12	6-10	(19)Casto, DeAngelo	(8)Koprivica, Nikola
03/04/10	7:06 p.m.	*at Oregon State	L	55-59	6507	16-13	6-11	(18)Thompson, Klay	(8)Thompson, Klay
03/06/10	5:07 p.m.	*at Oregon	L	66-74	8761	16-14	6-12	(22)Thompson, Klay	(10)Casto, DeAngelo
03/10/10	8:10 p.m.	vs Oregon	LOT	80-82	6090	16-15	6-12	(20)Thompson, Klay	(9)Casto, DeAngelo

* - Conference game

ATTENDANCE SUMMARY

	GAMES	TOTALS	AVG/GAME
HOME	15	109850	7323
AWAY	12	97690	8141
NEUTRAL	4	32909	8227
TOTAL	31	240449	7756



2009-10 SEASON HIGHLIGHTS

Opponent	Result	Notes
MISSISSIPPI VALLEY ST. (11/13)	W, 94-66	WSU's 94 mark the most points scored since scoring 98 March 1, 2003 against Washington.
EASTERN WASHINGTON (11/16)	W, 67-61	WSU Head Coach Ken Bone improved to 5-5 against EWU, after going 4-5 against the Eagles at PSU.
IPFW (11/19)	W, 89-70	Klay Thompson scored the most pts by a Cougar in a regulation game since march 2, 2002.
at Alaska Anchorage (11/25)	W, 87-68	Reggie Moore scored a career-high 17 points coming off the bench for the Cougars.
vs. Nicholls State (11/27)	W, 78-69	DeAngelo Casto had his first career double-double with 18 points and career-high 14 rebounds.
vs. San Diego (11/28)	W, 93-56	Klay Thompson set a Great Alaska Shootout record with 43 points as WSU captured the championship.
at Gonzaga (12/2)	L, 69-74	WSU notched its first loss when leading at halftime since Feb. 14, 2009 when falling to Oregon State.
at Kansas State (12/5)	L, 69-86	Reggie Moore set a WSU freshman single game record with 12 made free throws.
IDAHO (12/9)	W, 76-64	DeAngelo Casto notched his third double-double of the season and the career with 14 rbs and 13 pts.
AIR FORCE (12/12)	W, 75-68	Reggie Moore recorded the first double-double of his career with 16 points and 10 assists.
PORTLAND STATE (12/19)	W, 93-69	Nikola Koprivica was perfect on the floor, finishing with a career-high 23 points including five 3-pointers.
vs. LSU (12/22)	W, 72-70 (OT)	WSU played its first regular season nonconference overtime game since Dec. 7, 2002 against Gonzaga.
OREGON (12/31)	L, 89-91 (2OT)	The Cougars fell in overtime for the first time since 2007-08...had won four-straight overtime games.
OREGON STATE (1/2)	W, 65-60	Reggie Moore scored a career-high 19 points...Marcus Capers had his first double-double (10 pts, 10 rbs).
at Arizona (1/8)	W, 78-76	DeAngelo Casto hit the game-winning basket with 0.1 seconds left...Reggie Moore scored career-high 20.
at Arizona State (1/10)	L, 46-71	No Cougars scored in double figures for the first time this season.
CALIFORNIA (1/14)	L, 88-93	Reggie Moore scored a career-high 25 points...second 20-point game of career.
STANFORD (1/16)	W, 77-73	The Cougars blocked 10 shots, their most since blocking 12 against Stanford during the 2006-07 season.
at USC (1/21)	W, 67-60	WSU came back from a 10-point halftime deficit...just the second time the Cougs won when trailing at half.
at UCLA (1/23)	L, 62-74	Reggie Moore came two 3-pointers shy of the WSU freshman record with a career-high six treys.
at Washington (1/30)	L, 64-92	Nikola Koprivica compiled the first double-double of his career with 13 points and 11 rebounds.
ARIZONA STATE (2/4)	L, 70-81	Marcus Capers scored a career-high 13 points...finished 5-for-6 from the field with eight rebounds.
ARIZONA (2/6)	W, 78-60	DeAngelo Casto scored a career-high 19 points...had fifth career double-double with 10 rebounds.
at Stanford (2/11)	L, 58-60	DeAngelo Casto scored in his second-consecutive double-figure game for the first time in his career (15).
at California (2/13)	L, 70-86	Klay Thompson scored a career-high 23 first-half points...finished with 28 points and seven rebounds.
UCLA (2/18)	L, 51-71	Klay Thompson moved into 11th in the WSU career record books for 3-pointers made...has 129.
USC (2/20)	W, 51-47	Abe Lodwick made his first start since Jan. 23 and scored a Pac-10 best 11 points.
WASHINGTON (2/27)	L, 52-59	DeAngelo Casto tied his career high with 19 points...made a career-high eight field goals.
at Oregon State (3/4)	L, 55-59	Klay Thompson reached double figures for the first time in four games...finished with 18 points, 8 rebounds.
at Oregon (3/6)	L, 66-74	Klay Thompson became the third fastest and 31st Cougar to reach 1,000 career points.
vs. Oregon (3/10)	L, 80-82 (OT)	Marcus Capers and Brock Motum scored career highs with 16 and 14 points, respectively.



2009-10 GAME-BY-GAME COMPARISON

Opponent	1st	2nd	Score	Mar	Total FG	FG Pct	3-Pointers	3FG Pct	Free Throws	FT Pct	Rbds	Mar	Assist	TOver	Block	Steal	Fouls
MISS. VALLEY STATE	43/26	51/40	94-66	+28	30-64/21-54	.469/.389	6-20/12-31	.300/.387	28-35/12-15	.800/.800	50/25	+25	20/8	19/21	3/0	7/7	17/29
EASTERN WASHINGTON	30/25	37/36	67-61	+6	21-51/21-50	.412/.420	5-9/9-21	.556/.429	20-32/10-13	.625/.769	33/38	(5)	9/15	7/14	6/1	5/4	18/23
IPFW	44/31	45/39	89-70	+19	32-59/24-58	.542/.414	7-15/9-25	.467/.360	18-21/13-22	.857/.591	35/33	+2	15/12	9/13	5/1	7/5	17/22
Alaska Anchorage	36/28	51/40	87-68	+19	27-53/21-54	.509/.389	6-15/10-25	.400/.400	27-38/16-21	.711/.762	34/31	+3	15/16	9/17	3/2	11/3	21/28
Nicholls State	29/31	49/38	78-69	+9	26-44/25-57	.591/.439	6-12/8-23	.500/.348	20-27/11-15	.741/.733	33/23	+10	18/19	16/11	5/0	4/6	17/21
San Diego	39/32	54/24	93-56	+37	35-56/20-58	.625/.345	12-20/6-22	.600/.273	11-16/10-16	.688/.625	36/25	+11	24/10	17/18	6/2	12/7	19/17
Gonzaga	39/27	30/47	69-74	(5)	26-63/23-47	.413/.489	5-14/7-16	.357/.438	12-20/21-29	.600/.724	36/35	+1	8/13	15/19	4/5	13/10	21/18
Kansas State	29/46	40/40	69-86	(17)	20-42/27-61	.476/.443	1-6/10-22	.167/.455	28-35/22-29	.800/.759	29/32	(3)	14/15	25/17	5/2	7/13	24/26
IDAHO	36/28	40/36	76-64	+12	26-60/23-59	.433/.390	6-18/7-24	.333/.292	18-27/11-18	.667/.611	44/35	+9	12/9	10/12	5/5	2/4	17/21
AIR FORCE	31/24	44/44	75-68	+7	26-51/26-56	.510/.464	4-15/5-22	.267/.227	19-25/11-13	.760/.846	36/24	+12	16/16	13/8	3/0	4/7	15/20
PORTLAND STATE	44/33	49/36	93-69	+24	33-52/27-62	.635/.435	13-16/8-24	.813/.333	14-19/7-14	.737/.500	36/26	+10	25/12	14/12	3/2	5/4	16/16
LSU	36/30	26/32	72-70	+2	19-49/23-65	.388/.354	3-15/6-23	.200/.261	31-40/18-27	.775/.667	35/43	(8)	11/8	13/12	2/5	8/8	22/28
OREGON	27/38	38/27	89-91	(2)	26-63/36-73	.413/.493	3-16/8-20	.188/.400	34-42/11-16	.810/.688	38/42	(4)	11/15	13/18	5/6	6/6	14/27
OREGON STATE	29/24	36/36	65-60	+5	22-43/19-52	.512/.365	5-13/7-24	.385/.292	16-29/15-15	.552/1.000	29/31	(2)	13/13	14/15	3/0	8/5	15/22
Arizona	35/35	43/41	78-76	+2	28-55/26-56	.509/.464	4-10/7-20	.400/.350	18-25/17-24	.720/.708	35/26	+9	11/14	16/10	4/3	3/7	18/23
Arizona State	25/33	21/38	46-71	(25)	17-57/30-59	.298/.508	2-13/6-22	.154/.273	10-16/5-6	.625/.833	34/36	(2)	6/22	11/8	4/3	2/8	10/13
CALIFORNIA	37/41	51/52	88-93	(5)	33-64/31-60	.516/.517	8-23/11-20	.348/.550	14-17/20-25	.824/.800	33/33	-	12/20	14/12	4/2	6/7	18/17
STANFORD	46/26	31/47	77-73	+4	26-51/24-68	.510/.353	5-17/9-25	.294/.360	20-26/16-18	.769/.889	39/37	+2	15/12	13/10	10/1	2/7	17/22
USC	24/34	43/26	67-60	+7	22-49/22-59	.449/.373	6-14/4-11	.429/.364	17-29/12-21	.586/.571	35/35	-	10/9	11/11	7/4	3/7	15/24
UCLA	27/30	35/44	62-74	(12)	21-59/26-44	.356/.591	10-28/6-13	.357/.462	10-15/16-28	.667/.571	34/32	+2	10/17	14/14	0/6	2/6	23/13
Washington	40/36	24/56	64-92	(28)	20-62/32-68	.323/.471	6-20/5-16	.300/.313	18-34/23-33	.529/.697	38/52	(14)	11/19	14/9	5/6	4/6	22/28
ARIZONA STATE	26/40	44/41	70-81	(11)	24-57/26-46	.421/.565	3-18/7-17	.167/.412	19-30/22-27	.633/.815	30/33	(3)	7/9	9/17	3/4	11/6	23/22
ARIZONA	32/26	46/34	78-60	+18	26-51/22-52	.510/.423	3-10/6-16	.300/.375	23-28/10-13	.821/.769	36/24	+12	12/11	14/14	7/3	6/7	15/19
Stanford	33/18	25/42	58-60	(2)	23-55/19-40	.418/.475	5-17/7-17	.294/.412	7-10/15-22	.700/.682	27/32	(5)	13/8	11/17	2/0	8/5	21/14
California	45/34	25/52	70-86	(16)	27-53/30-60	.509/.500	7-18/10-21	.389/.476	9-13/16-24	.692/.667	32/31	+1	13/18	19/10	12/1	4/10	18/14
UCLA	26/40	25/31	51-71	(20)	18-50/29-44	.360/.659	3-19/6-12	.158/.500	12-15/7-13	.800/.538	25/27	(2)	8/17	14/15	1/6	9/8	14/17
USC	23/19	28/28	51-47	+4	17-44/19-50	.386/.380	3-13/2-14	.231/.143	14-24/7-9	.583/.778	37/28	+9	10/10	15/13	5/3	5/8	10/19
WASHINGTON	21/35	31/24	52-59	(7)	18-61/23-52	.295/.442	4-14/4-17	.286/.235	12-18/9-13	.667/.692	35/42	(7)	10/13	14/19	5/4	8/7	16/17
Oregon State	15/33	40/26	55-59	(4)	15-40/22-50	.375/.440	6-14/3-16	.429/.188	19-23/12-23	.826/.522	30/31	(1)	8/14	20/14	5/2	7/14	16/15
Oregon	27/29	39/45	66-74	(8)	20-56/26-52	.357/.500	8-29/5-13	.276/.385	18-23/17-24	.783/.708	32/36	(4)	12/12	11/14	3/2	5/7	20/21
Oregon	32/37	40/35	80-82	(2)	29-63/33-65	.460/.508	10-21/6-16	.476/.375	12-25/10-10	.480/1.000	37/34	+3	18/11	17/16	5/1	6/8	11/19

Note: Game totals are displayed in the format TEAM/OPPONENT for each category



2009-10 SEASON HIGHS/LOWS

WASHINGTON STATE

HIGHS

POINTS	94	MISS. VALLEY STATE (11/13/09)
FIELD GOALS MADE	35	vs San Diego (11/28/09)
FIELD GOAL ATTEMPTS	64	CALIFORNIA (01/14/10)
	64	MISS. VALLEY STATE (11/13/09)
FIELD GOAL PERCENTAGE	.635 (33-52)	PORTLAND STATE (12/19/09)
3 PT FIELD GOALS MADE	13	PORTLAND STATE (12/19/09)
3 PT FG ATTEMPTS	29	at Oregon (03/06/10)
3 PT FG PERCENTAGE	.813 (13-16)	PORTLAND STATE (12/19/09)
FREE THROWS MADE	34	OREGON (12/31/09)
FREE THROW ATTEMPTS	42	OREGON (12/31/09)
FREE THROW PERCENTAGE	.857 (18-21)	IPFW (11/19/09)
REBOUNDS	50	MISS. VALLEY STATE (11/13/09)
ASSISTS	25	PORTLAND STATE (12/19/09)
STEALS	13	at Gonzaga (12/02/09)
BLOCKED SHOTS	12	at California (02/13/10)
TURNOVERS	25	at Kansas State (12/05/09)
FOULS	24	at Kansas State (12/05/09)

LOWS

POINTS	46	at Arizona State (01/10/10)
FIELD GOALS MADE	15	at Oregon State (03/04/10)
FIELD GOAL ATTEMPTS	40	at Oregon State (03/04/10)
FIELD GOAL PERCENTAGE	.295 (18-61)	WASHINGTON (02/27/10)
3 PT FIELD GOALS MADE	1	at Kansas State (12/05/09)
3 PT FG ATTEMPTS	6	at Kansas State (12/05/09)
3 PT FG PERCENTAGE	.154 (2-13)	at Arizona State (01/10/10)
FREE THROWS MADE	7	at Stanford (02/11/10)
FREE THROW ATTEMPTS	10	at Stanford (02/11/10)
FREE THROW PERCENTAGE	.480 (12-25)	vs Oregon (03/10/10)
REBOUNDS	25	UCLA (02/18/10)
ASSISTS	6	at Arizona State (01/10/10)
STEALS	2	IDAHO (12/09/09)
	2	at Arizona State (01/10/10)
	2	STANFORD (01/16/10)
	2	at UCLA (01/23/10)
BLOCKED SHOTS	0	at UCLA (01/23/10)
TURNOVERS	7	EASTERN WASHINGTON (11/16/09)
FOULS	10	at Arizona State (01/10/10)
	10	USC (02/20/10)

OPPONENTS

HIGHS

POINTS	93	CALIFORNIA (01/14/10)
FIELD GOALS MADE	36	OREGON (12/31/09)
FIELD GOAL ATTEMPTS	73	OREGON (12/31/09)
FIELD GOAL PERCENTAGE	.659 (29-44)	UCLA (02/18/10)
3 PT FIELD GOALS MADE	12	MISS. VALLEY STATE (11/13/09)
3 PT FG ATTEMPTS	31	MISS. VALLEY STATE (11/13/09)
3 PT FG PERCENTAGE	.550 (11-20)	CALIFORNIA (01/14/10)
FREE THROWS MADE	23	at Washington (01/30/10)
FREE THROW ATTEMPTS	33	at Washington (01/30/10)
FREE THROW PERCENTAGE	1.000 (15-15)	OREGON STATE (01/02/10)
	1.000 (10-10)	vs Oregon (03/10/10)
REBOUNDS	52	at Washington (01/30/10)
ASSISTS	22	at Arizona State (01/10/10)
STEALS	14	at Oregon State (03/04/10)
BLOCKED SHOTS	6	UCLA (02/18/10)
	6	at Washington (01/30/10)
	6	at UCLA (01/23/10)
	6	OREGON (12/31/09)
TURNOVERS	21	MISS. VALLEY STATE (11/13/09)
FOULS	29	MISS. VALLEY STATE (11/13/09)

LOWS

POINTS	47	USC (02/20/10)
FIELD GOALS MADE	19	OREGON STATE (01/02/10)
	19	at Stanford (02/11/10)
	19	USC (02/20/10)
FIELD GOAL ATTEMPTS	40	at Stanford (02/11/10)
FIELD GOAL PERCENTAGE	.345 (20-58)	vs San Diego (11/28/09)
3 PT FIELD GOALS MADE	2	USC (02/20/10)
3 PT FG ATTEMPTS	11	at USC (01/21/10)
3 PT FG PERCENTAGE	.143 (2-14)	USC (02/20/10)
FREE THROWS MADE	5	at Arizona State (01/10/10)
FREE THROW ATTEMPTS	6	at Arizona State (01/10/10)
FREE THROW PERCENTAGE	.500 (7-14)	PORTLAND STATE (12/19/09)
REBOUNDS	23	vs Nicholls State (11/27/09)
ASSISTS	8	MISS. VALLEY STATE (11/13/09)
	8	vs LSU (12/22/09)
	8	at Stanford (02/11/10)
STEALS	3	at Alaska Anchorage (11/25/09)
BLOCKED SHOTS	0	MISS. VALLEY STATE (11/13/09)
	0	vs Nicholls State (11/27/09)
	0	AIR FORCE (12/12/09)
	0	OREGON STATE (01/02/10)
	0	at Stanford (02/11/10)
TURNOVERS	8	AIR FORCE (12/12/09)
	8	at Arizona State (01/10/10)
FOULS	13	at Arizona State (01/10/10)
	13	at UCLA (01/23/10)



2009-10 SEASON HIGHS/LOWS BY HALF

WASHINGTON STATE - FIRST HALF

HIGHS		
POINTS	46	STANFORD (01/16/10)
FIELD GOALS MADE	17	(three times) at California (02/13/10)
FIELD GOAL ATTEMPTS	35	(twice) at Gonzaga (12/02/09)
FIELD GOAL PERCENTAGE	.654 (17-26)	(twice) at California (02/13/10)
3 PT FIELD GOALS MADE	6	(three times) at California (02/13/10)
3 PT FG ATTEMPTS	12	(five times) vs Oregon (03/10/10)
3 PT FG PERCENTAGE	.857 (6-7)	PORTLAND STATE (12/19/09)
FREE THROWS MADE	17	(twice) vs LSU (12/22/09)
FREE THROW ATTEMPTS	20	at Kansas State (12/05/09)
FREE THROW PERCENTAGE	1.000 (5-5)	USC (02/20/10)
REBOUNDS	27	MISS. VALLEY STATE (11/13/09)
ASSISTS	14	PORTLAND STATE (12/19/09)
STEALS	8	at Gonzaga (12/02/09)
BLOCKED SHOTS	9	at California (02/13/10)
TURNOVERS	16	at Kansas State (12/05/09)
FOULS	12	at Kansas State (12/05/09)

LOWS		
POINTS	15	at Oregon State (03/04/10)
FIELD GOALS MADE	4	at Oregon State (03/04/10)
FIELD GOAL ATTEMPTS	16	at Oregon State (03/04/10)
FIELD GOAL PERCENTAGE	.182 (6-33)	WASHINGTON (02/27/10)
3 PT FIELD GOALS MADE	0	(three times) USC (02/20/10)
3 PT FG ATTEMPTS	4	(four times) at Oregon State (03/04/10)
3 PT FG PERCENTAGE	.000 (0-7)	AIR FORCE (12/12/09)
FREE THROWS MADE	2	at UCLA (01/23/10)
FREE THROW ATTEMPTS	3	CALIFORNIA (01/14/10)
FREE THROW PERCENTAGE	.300 (3-10)	ARIZONA STATE (02/04/10)
REBOUNDS	12	(twice) UCLA (02/18/10)
ASSISTS	2	at Oregon State (03/04/10)
STEALS	1	(nine times) USC (02/20/10)
BLOCKED SHOTS	0	(seven times) UCLA (02/18/10)
TURNOVERS	3	AIR FORCE (12/12/09)
FOULS	3	(twice) vs Oregon (03/10/10)

OPPONENTS - FIRST HALF

HIGHS		
POINTS	46	at Kansas State (12/05/09)
FIELD GOALS MADE	17	CALIFORNIA (01/14/10)
FIELD GOAL ATTEMPTS	37	at Kansas State (12/05/09)
FIELD GOAL PERCENTAGE	.696 (16-23)	UCLA (02/18/10)
3 PT FIELD GOALS MADE	8	at California (02/13/10)
3 PT FG ATTEMPTS	15	(twice) OREGON STATE (01/02/10)
3 PT FG PERCENTAGE	.583 (7-12)	CALIFORNIA (01/14/10)
FREE THROWS MADE	11	at Washington (01/30/10)
FREE THROW ATTEMPTS	16	at Washington (01/30/10)
FREE THROW PERCENTAGE	1.000 (7-7)	vs San Diego (11/28/09)
REBOUNDS	22	(three times) WASHINGTON (02/27/10)
ASSISTS	13	CALIFORNIA (01/14/10)
STEALS	11	at Oregon State (03/04/10)
BLOCKED SHOTS	4	WASHINGTON (02/27/10)
TURNOVERS	12	WASHINGTON (02/27/10)
FOULS	16	at Kansas State (12/05/09)

LOWS		
POINTS	18	at Stanford (02/11/10)
FIELD GOALS MADE	7	(twice) at Stanford (02/11/10)
FIELD GOAL ATTEMPTS	21	at Stanford (02/11/10)
FIELD GOAL PERCENTAGE	.258 (8-31)	STANFORD (01/16/10)
3 PT FIELD GOALS MADE	1	(three times) WASHINGTON (02/27/10)
3 PT FG ATTEMPTS	4	WASHINGTON (02/27/10)
3 PT FG PERCENTAGE	.111 (1-9)	at Washington (01/30/10)
FREE THROWS MADE	0	(three times) at California (02/13/10)
FREE THROW ATTEMPTS	0	(twice) CALIFORNIA (01/14/10)
FREE THROW PERCENTAGE	.000 (0-0)	(twice) CALIFORNIA (01/14/10)
REBOUNDS	7	vs San Diego (11/28/09)
ASSISTS	1	(twice) at Stanford (02/11/10)
STEALS	1	(four times) ARIZONA (02/06/10)
BLOCKED SHOTS	0	(11 times) at Oregon State (03/04/10)
TURNOVERS	2	AIR FORCE (12/12/09)
FOULS	5	(three times) at UCLA (01/23/10)

WASHINGTON STATE - SECOND HALF

HIGHS		
POINTS	54	vs San Diego (11/28/09)
FIELD GOALS MADE	19	vs San Diego (11/28/09)
FIELD GOAL ATTEMPTS	35	at Washington (01/30/10)
FIELD GOAL PERCENTAGE	.737 (14-19)	at Kansas State (12/05/09)
3 PT FIELD GOALS MADE	8	vs San Diego (11/28/09)
3 PT FG ATTEMPTS	17	at Oregon (03/06/10)
3 PT FG PERCENTAGE	.778 (7-9)	PORTLAND STATE (12/19/09)
FREE THROWS MADE	16	(three times) ARIZONA (02/06/10)
FREE THROW ATTEMPTS	20	(five times) ARIZONA STATE (02/04/10)
FREE THROW PERCENTAGE	.917 (11-12)	OREGON (12/31/09)
REBOUNDS	23	(twice) PORTLAND STATE (12/19/09)
ASSISTS	15	vs San Diego (11/28/09)
STEALS	9	vs San Diego (11/28/09)
BLOCKED SHOTS	6	(twice) STANFORD (01/16/10)
TURNOVERS	13	at California (02/13/10)
FOULS	17	at UCLA (01/23/10)

LOWS		
POINTS	21	at Arizona State (01/10/10)
FIELD GOALS MADE	7	at Arizona State (01/10/10)
FIELD GOAL ATTEMPTS	19	at Kansas State (12/05/09)
FIELD GOAL PERCENTAGE	.229 (8-35)	at Washington (01/30/10)
3 PT FIELD GOALS MADE	0	(three times) at Washington (01/30/10)
3 PT FG ATTEMPTS	2	at Kansas State (12/05/09)
3 PT FG PERCENTAGE	.000 (0-10)	at Washington (01/30/10)
FREE THROWS MADE	3	at Stanford (2/11/10)
FREE THROW ATTEMPTS	6	at Stanford (2/11/10)
FREE THROW PERCENTAGE	.400 (8-20)	at Washington (01/30/10)
REBOUNDS	10	at Kansas State (12/05/09)
ASSISTS	2	(twice) UCLA (02/18/10)
STEALS	0	(twice) STANFORD (01/16/10)
BLOCKED SHOTS	0	(four times) at Stanford (2/11/10)
TURNOVERS	2	EASTERN WASHINGTON (11/16/09)
FOULS	6	(three times) USC (02/20/10)

OPPONENTS - SECOND HALF

HIGHS		
POINTS	56	at Washington (01/30/10)
FIELD GOALS MADE	20	at Washington (01/30/10)
FIELD GOAL ATTEMPTS	37	STANFORD (01/16/10)
FIELD GOAL PERCENTAGE	.737 (14-19)	at UCLA (01/23/10)
3 PT FIELD GOALS MADE	7	(twice) EASTERN WASHINGTON (11/16/09)
3 PT FG ATTEMPTS	16	MISS. VALLEY STATE (11/13/09)
3 PT FG PERCENTAGE	.667 (6-9)	at Kansas State (12/05/09)
FREE THROWS MADE	20	CALIFORNIA (01/14/10)
FREE THROW ATTEMPTS	25	CALIFORNIA (01/14/10)
FREE THROW PERCENTAGE	1.000 (9-9)	OREGON STATE (01/02/10)
REBOUNDS	30	at Washington (01/30/10)
ASSISTS	13	at Washington (01/30/10)
STEALS	7	(twice) at California (02/13/10)
BLOCKED SHOTS	4	at Gonzaga (12/02/09)
TURNOVERS	11	vs San Diego (11/28/09)
FOULS	16	at USC (01/21/10)

LOWS		
POINTS	24	(twice) WASHINGTON (02/27/10)
FIELD GOALS MADE	7	WASHINGTON (02/27/10)
FIELD GOAL ATTEMPTS	19	(twice) at Stanford (02/11/10)
FIELD GOAL PERCENTAGE	.259 (7-27)	WASHINGTON (02/27/10)
3 PT FIELD GOALS MADE	1	(three times) at Oregon State (03/04/10)
3 PT FG ATTEMPTS	3	UCLA (02/18/10)
3 PT FG PERCENTAGE	.111 (1-9)	at Oregon State (03/04/10)
FREE THROWS MADE	0	at Arizona State (01/10/10)
FREE THROW ATTEMPTS	0	at Arizona State (01/10/10)
FREE THROW PERCENTAGE	.000 (0-0)	at Arizona State (01/10/10)
REBOUNDS	10	(twice) at USC (01/21/10)
STEALS	0	IPFW (11/19/09)
BLOCKED SHOTS	0	(10 times) vs Oregon (03/10/10)
TURNOVERS	3	at Arizona State (01/10/10)
FOULS	7	WASHINGTON (02/27/10)



2009-10 INDIVIDUAL HIGHS

WASHINGTON STATE

Points	43	Thompson, Klay vs San Diego (11/28/09)
	37	Thompson, Klay vs IPFW (11/19/09)
	33	Thompson, Klay vs Oregon (12/31/09)
	28	Thompson, Klay at California (02/13/10)
	27	Thompson, Klay vs Stanford (01/16/10)
Field Goals Made	16	Thompson, Klay vs San Diego (11/28/09)
	15	Thompson, Klay vs IPFW (11/19/09)
Field Goal Att.	24	Thompson, Klay vs San Diego (11/28/09)
	22	Thompson, Klay at Oregon (03/06/10)
FG Pct (min 5 made)	1.000 (6-6)	Koprivica, Nikola vs Portland State (12/19/09)
	.833 (5-6)	Capers, Marcus vs Arizona State (02/04/10)
	.833 (5-6)	Lodwick, Abe vs Portland State (12/19/09)
	.833 (5-6)	Capers, Marcus vs Air Force (12/12/09)
	.833 (5-6)	Moore, Reggie vs San Diego (11/28/09)
3-Point FG Made	8	Thompson, Klay vs San Diego (11/28/09)
	6	Thompson, Klay vs Oregon (03/10/10)
	6	Moore, Reggie at UCLA (01/23/10)
3-Point FG Att.	14	Thompson, Klay at Oregon (03/06/10)
	13	Thompson, Klay vs San Diego (11/28/09)
3-Pt FG Pct (min 2 made)	1.000 (5-5)	Koprivica, Nikola vs Portland State (12/19/09)
	1.000 (3-3)	Lodwick, Abe vs Portland State (12/19/09)
	1.000 (3-3)	Thames, Xavier at Gonzaga (12/02/09)
Free Throws Made	19	Thompson, Klay vs Oregon (12/31/09)
	12	Moore, Reggie at Kansas State (12/05/09)
Free Throw Att.	21	Thompson, Klay vs Oregon (12/31/09)
	15	Moore, Reggie at Kansas State (12/05/09)
FT Pct (min 3 made)	1.000 (11-11)	Thompson, Klay at Kansas State (12/05/09)
	1.000 (7-7)	Moore, Reggie vs Air Force (12/12/09)
	1.000 (6-6)	Moore, Reggie vs Arizona (02/06/10)
	1.000 (6-6)	Koprivica, Nikola vs Arizona State (02/04/10)
	1.000 (6-6)	Koprivica, Nikola vs Portland State (12/19/09)
	1.000 (6-6)	Moore, Reggie vs Nicholls State (11/27/09)
	1.000 (5-5)	Thompson, Klay vs IPFW (11/19/09)
	1.000 (4-4)	Koprivica, Nikola at Oregon (03/06/10)
	1.000 (4-4)	Thompson, Klay at Oregon (03/06/10)
	1.000 (4-4)	Moore, Reggie vs USC (02/20/10)
	1.000 (4-4)	Lodwick, Abe vs USC (02/20/10)
	1.000 (4-4)	Capers, Marcus vs Arizona (02/06/10)
	1.000 (4-4)	Thompson, Klay vs California (01/14/10)
	1.000 (4-4)	Casto, DeAngelo at Arizona (01/08/10)
	1.000 (4-4)	Thames, Xavier vs Oregon State (01/02/10)
	1.000 (4-4)	Capers, Marcus vs LSU (12/22/09)
	1.000 (4-4)	Moore, Reggie vs San Diego (11/28/09)
	1.000 (4-4)	Thompson, Klay vs Nicholls State (11/27/09)
	1.000 (4-4)	Capers, Marcus vs IPFW (11/19/09)
	1.000 (4-4)	Enquist, Charlie vs Miss. Valley State (11/13/09)
	1.000 (3-3)	Casto, DeAngelo vs Washington (02/27/10)
	1.000 (3-3)	Thames, Xavier vs Oregon (12/31/09)
	1.000 (3-3)	Thompson, Klay vs Portland State (12/19/09)
Rebounds	14	Casto, DeAngelo vs Idaho (12/09/09)
	14	Casto, DeAngelo vs Nicholls State (11/27/09)
Assists	12	Moore, Reggie vs Portland State (12/19/09)
	10	Moore, Reggie vs Air Force (12/12/09)
Steals	6	Thompson, Klay vs Arizona State (02/04/10)
	6	Moore, Reggie vs San Diego (11/28/09)
Blocked Shots	5	Casto, DeAngelo at California (02/13/10)
	5	Casto, DeAngelo at USC (01/21/10)
Turnovers	9	Thompson, Klay at Kansas State (12/05/09)
	8	Moore, Reggie at Washington (01/30/10)
Fouls	5	Capers, Marcus at Oregon (03/06/10)
	5	Moore, Reggie vs Arizona State (02/04/10)
	5	Casto, DeAngelo at UCLA (01/23/10)
	5	Koprivica, Nikola vs Stanford (01/16/10)
	5	Thompson, Klay vs Oregon State (01/02/10)
	5	Moore, Reggie vs Oregon (12/31/09)
	5	Capers, Marcus vs Idaho (12/09/09)

OPPONENTS

Points	39	RANDLE, Jerome vs California (01/14/10)
	32	Porter, Tajuan vs Oregon (03/10/10)
	31	Porter, Tajuan vs Oregon (12/31/09)
	29	Pondexter, Quincy at Washington (01/30/10)
	28	BOULDIN, Matt at Gonzaga (12/02/09)
Field Goals Made	12	Porter, Tajuan vs Oregon (03/10/10)
	11	RANDLE, Jerome vs California (01/14/10)
	11	Porter, Tajuan vs Oregon (12/31/09)
Field Goal Att.	28	Porter, Tajuan vs Oregon (03/10/10)
	26	Porter, Tajuan vs Oregon (12/31/09)
FG Pct (min 5 made)	1.000 (5-5)	Honeycutt, Tyler vs UCLA (02/18/10)
	1.000 (5-5)	THOMAS, Julius vs Portland State (12/19/09)
3-Point FG Made	7	RANDLE, Jerome vs California (01/14/10)
	7	BOULDIN, Matt at Gonzaga (12/02/09)
3-Point FG Att.	14	Green, Jeremy vs Stanford (01/16/10)
	14	Porter, Tajuan vs Oregon (12/31/09)
3-Pt FG Pct (min 2 made)	1.000 (3-3)	Glasser, Derek vs Arizona State (02/04/10)
	1.000 (2-2)	Honeycutt, Tyler vs UCLA (02/18/10)
	1.000 (2-2)	Wise, Nic vs Arizona (02/06/10)
	1.000 (2-2)	KINSLEY, Zach vs LSU (12/22/09)
Free Throws Made	11	Pullen, Jacob at Kansas State (12/05/09)
	10	RANDLE, Jerome vs California (01/14/10)
Free Throw Att.	12	Nelson, Reeves at UCLA (01/23/10)
	11	RANDLE, Jerome vs California (01/14/10)
	11	Pullen, Jacob at Kansas State (12/05/09)
	11	YEARBY, Deilver vs IPFW (11/19/09)
FT Pct (min 3 made)	1.000 (11-11)	Pullen, Jacob at Kansas State (12/05/09)
	1.000 (6-6)	Abbott, Ty vs Arizona State (02/04/10)
	1.000 (6-6)	CHRISTOPHER, Patrick vs California (01/14/10)
	1.000 (6-6)	Deane, Daniel vs Oregon State (01/02/10)
	1.000 (5-5)	Porter, Tajuan vs Oregon (03/10/10)
	1.000 (5-5)	Singler, E.J. at Oregon (03/06/10)
	1.000 (5-5)	Fields, Landry vs Stanford (01/16/10)
	1.000 (4-4)	Porter, Tajuan at Oregon (03/06/10)
	1.000 (4-4)	BOYKIN, Jamal at California (02/13/10)
	1.000 (4-4)	RANDLE, Jerome at California (02/13/10)
	1.000 (4-4)	Lockett, Trent vs Arizona State (02/04/10)
	1.000 (4-4)	Shiller, Drew vs Stanford (01/16/10)
	1.000 (4-4)	Wise, Nic at Arizona (01/08/10)
	1.000 (4-4)	Schaftenaar, Roelend vs Oregon State (01/02/10)
	1.000 (4-4)	BOTTS, Ben vs IPFW (11/19/09)
	1.000 (4-4)	HOLMES, Jason vs Miss. Valley State (11/13/09)
	1.000 (3-3)	Hill, Solomon vs Arizona (02/06/10)
	1.000 (3-3)	Shipp, Jerren vs Arizona State (02/04/10)
	1.000 (3-3)	Dragovic, Nikola at UCLA (01/23/10)
	1.000 (3-3)	LYONS, Michael vs Air Force (12/12/09)
Rebounds	14	MITCHELL, Tasmin vs LSU (12/22/09)
	13	MOORE, Brandon vs Eastern Washington (11/16/09)
Assists	9	RANDLE, Jerome vs California (01/14/10)
	7	Armstead, Malcolm at Oregon (03/06/10)
	7	Overton, Venoy at Washington (01/30/10)
	7	Armstead, Malcolm vs Oregon (12/31/09)
	7	Iles, Chris vs Nicholls State (11/27/09)
Steals	8	Cunningham, Jared at Oregon State (03/04/10)
	4	Lewis, Dwight vs USC (02/20/10)
	4	GUTIERREZ, Jorge at California (02/13/10)
	4	Sutton, Dominique at Kansas State (12/05/09)
Blocked Shots	5	Dunigan, Michael vs Oregon (12/31/09)
	3	Morgan, J'mison vs UCLA (02/18/10)
	3	Bryan-Amaning, Matt at Washington (01/30/10)
	3	Keefe, James at UCLA (01/23/10)
Turnovers	8	Jackson, De'Jon vs San Diego (11/28/09)
	7	SPENCER, Bo vs LSU (12/22/09)
Fouls	5	(10 times) Singler, E.J. vs Oregon (03/10/10)

COUGAR BASKETBALL • 2009-10 FINAL NOTES



GAME 1 • Mississippi Valley State vs Washington State

11/13/09 7 p.m. at Friel Court (Pullman, Wash.)

VISITORS: Mississippi Valley State (0-1)

##	Player	Total		3-Ptr	FGA	FT	FTA	Rebounds			PF	TP	A	TO	Blk	Stl	Min
		FG	FGA					Off	Def	Tot							
30	HOLMES, Mark	f	0	3	0	2	0	0	1	1	2	2	0	0	1	0	19
42	HOLMES, Jason	f	1	2	0	0	4	4	1	3	4	4	6	0	3	0	23
03	NEWSOME, T.	g	5	10	2	7	2	2	2	1	3	3	14	1	3	0	23
15	BEHLING, S.	g	2	6	2	4	2	2	1	1	2	3	8	1	1	0	24
25	BURWELL, Kevin	g	0	4	0	1	0	0	0	1	1	2	0	1	1	0	18
01	DONALD, Darian	g	0	1	0	1	0	0	0	0	0	0	0	0	0	0	4
02	MAYO, Michael	4	7	3	5	0	0	1	0	1	3	11	0	2	0	0	9
05	MACK, Joshua	1	1	1	1	0	0	0	0	0	1	3	0	1	0	0	3
10	CHEEKS, Julius	3	7	1	4	1	2	0	3	3	2	8	4	2	0	1	26
11	JACKSON, D'Angelo	3	7	3	5	3	4	1	1	2	1	12	1	3	0	2	21
12	STUDIVANT, Amos	1	3	0	0	0	1	2	0	2	5	2	0	1	0	1	18
22	LAMB, Ricky	0	0	0	0	0	0	0	0	0	2	0	0	2	0	0	2
23	COX, Cor-J	1	3	0	1	0	0	0	0	0	0	2	0	1	0	1	10
TEAM																	
Totals.....		21	54	12	31	12	15	9	16	25	29	66	8	21	0	7	200

HOME TEAM: Washington State (1-0)

#	Player		Total		3-Ptr	FGA	FT	FTA	Rebounds			PF	TP	A	TO	Blk	Stl	Min
			FG	FGA					Off	Def	Tot							
23	Casto, DeAngelo	f	6	9	0	0	6	7	4	0	4	2	18	2	1	3	1	20
31	Lodwick, Abe	f	1	6	0	2	2	2	6	3	9	1	4	2	4	0	0	16
00	Capers, Marcus	g	4	6	0	0	2	2	2	5	7	1	10	0	1	0	0	20
01	Thompson, Klay	g	5	11	2	5	8	9	2	3	5	3	20	3	5	0	2	28
03	Moore, Reggie	g	2	7	1	4	5	6	0	4	4	0	10	6	3	0	2	26
02	Brown, Anthony	0	0	0	0	0	0	0	1	1	0	0	0	0	0	0	0	3
04	Koprivica, Nikola	4	8	1	3	0	1	2	2	4	1	9	2	0	0	0	10	10
11	Thames, Xavier	3	6	0	0	1	2	1	0	1	3	7	2	0	0	1	18	
12	Motum, Brock	2	2	1	1	0	2	1	1	2	0	5	1	2	0	0	14	
13	Bjornstad, Steven	0	1	0	0	0	0	0	0	0	0	2	0	0	1	0	0	5
20	Allen, John	1	3	1	3	0	0	1	0	1	0	3	2	0	0	0	0	5
22	Loewen, Ben	0	0	0	0	0	0	0	0	0	0	0	0	0	0	0	0	3
30	Harthun, Michael	1	4	0	2	0	0	1	2	3	3	2	0	1	0	0	17	
40	Enquist, Charlie	1	1	0	0	4	4	1	4	5	1	6	0	0	0	1	15	
TEAM									3		1							
Totals.....			30	64	6	20	28	35	24	26	50	17	94	20	19	3	7	200

Officials: Ruben Ramos, Ken Ditty, Quinton Reece

Technical fouls: Miss. Valley State-None. Washington State-TEAM.

Attendance: 9188

Score by Periods 1st 2nd Total

Miss. Valley State 26 40 66

Washington State 43 51 94

2009-10 Season Opener

GAME 3 • IPFW vs Washington State

11/19/09 7 p.m. at Friel Court (Pullman, Wash.)

VISITORS: IPFW (1-2)

##	Player	Total		3-Ptr	FGA	FT	FTA	Rebounds			PF	TP	A	TO	Blk	Stl	Min
		FG	FGA					Off	Def	Tot							
02	SNEAD, Antwone	*	0	0	0	0	0	0	4	4	2	0	1	1	0	0	16
03	DANIELS, Nick	*	5	12	2	6	1	1	2	2	4	4	13	1	0	0	26
10	PLACKEMEIER, Z.*	5	10	3	6	0	0	1	1	2	2	13	4	0	0	2	35
12	BOTTS, Ben	*	3	8	3	7	4	4	0	0	0	1	13	1	5	0	28
31	YEARBY, Delvez	*	6	16	0	3	5	11	4	5	9	2	17	1	2	0	34
04	GAINES, Frank	1	4	0	1	1	2	2	2	4	1	3	1	1	0	1	18
15	PEABODY, Ethan	0	0	0	0	0	0	1	0	1	0	0	2	0	0	1	5
22	MIXON, Jeremy	1	4	0	0	2	4	0	1	1	3	4	1	1	0	1	13
24	KOVALOV, Oleg	2	3	1	2	0	0	1	2	3	3	5	0	1	1	0	11
44	McCORKLE, Trey	1	1	0	0	0	0	0	1	1	3	2	0	2	0	0	14
TEAM																	
Totals.....		24	58	9	25	13	22	13	20	33	22	70	12	13	1	5	200

HOME TEAM: Washington State (3-0)

#	Player	Total		3-Ptr		FT	FTA	Rebounds			PF	TP	A	TO	Blk	Stl	Min	
		FG	FGA	FG	FGA			Off	Def	Tot								
00	Capers, Marcus	*	0	1	0	0	4	4	0	3	3	4	4	3	0	1	0	20
01	Thompson, Klay	*	15	20	2	3	5	5	0	3	3	0	37	3	1	1	2	29
03	Moore, Reggie	*	3	6	1	1	2	2	1	3	4	2	9	1	0	0	1	26
23	Casto, DeAngelo	*	3	5	0	0	1	1	0	2	2	0	7	0	1	2	0	21
31	Lodwick, Abe	*	1	5	0	4	0	0	1	2	3	3	2	1	0	0	1	15
02	Brown, Anthony	0	0	0	0	0	0	0	1	0	1	0	0	0	0	0	0	1
04	Koprivica, Nikola	2	4	1	1	2	3	0	4	4	1	7	3	3	0	0	0	16
11	Thames, Xavier	3	4	1	2	0	0	0	0	0	0	1	7	2	0	0	2	20
12	Motum, Brock	1	2	1	2	0	1	0	0	0	0	2	3	0	1	0	0	6
13	Bjornstad, Steven	0	0	0	0	0	1	2	0	0	0	0	1	0	0	0	0	1
14	Watson, James	1	2	0	0	0	1	1	2	3	1	3	0	1	0	0	0	6
20	Allen, John	0	0	0	0	0	0	0	0	0	0	0	0	0	0	0	0	4
22	Loewen, Ben	0	1	0	0	0	0	0	0	0	0	1	0	0	0	0	0	2
30	Harthun, Michael	1	5	1	2	2	2	1	2	3	2	5	1	1	0	0	0	18
40	Enquist, Charlie	2	4	0	0	0	0	0	2	3	5	0	4	1	1	1	1	15
TEAM																		
Totals.....		32	59	7	15	18	21	9	26	35	17	89	15	9	5	7	200	

Officials: Verne Harris, Glen Mayberry, Melvin Landry

Technical fouls: IPFW-TEAM. Washington State-None.

Attendance: 5399

Score by Periods 1st 2nd Total

IPFW 31 39 70

Washington State 44 45 89

GAME 2 • Eastern Washington vs Washington State

11/16/09 7 p.m. at Friel Court (Pullman, Wash.)

VISITORS: Eastern Washington (0-2)

##	Player	Total		3-Ptr		Rebounds					PF	TP	A	TO	Blk	Stl	Min
		FG	FGA	FG	FGA	FT	FTA	Off	Def	Tot							
32	BRUNELL, M.	f	1	1	0	0	0	1	2	3	3	2	0	2	0	0	13
45	MOORE, Brandon	c	4	9	0	0	2	3	1	12	13	3	10	2	1	0	30
01	DEAN, Glen	g	3	7	3	7	2	3	0	0	0	4	11	3	4	0	28
10	GIBBS, Aiden	g	0	2	0	0	2	2	2	1	3	1	2	0	1	0	25
23	WINFORD, Kevin	g	2	7	1	3	0	0	0	1	1	1	5	1	0	0	20
02	FORBES, Jeffrey	2	5	1	2	2	2	0	0	0	0	5	7	0	0	0	20
05	VALENTINE, Benny	1	7	1	5	2	3	0	2	2	2	2	5	6	2	0	27
15	GRIFFIN, Laron	1	3	0	0	0	0	0	1	1	1	2	0	1	0	0	2
42	DUNN, Mark	7	9	3	4	0	0	2	4	6	3	17	3	1	0	0	35
TEAM								4		5		9		1			
Totals.....		21	50	9	21	10	13	10	28	38	23	61	15	14	1	4	200

COUGAR BASKETBALL • 2009-10 FINAL NOTES



GAME 5 • Nicholls State vs Washington State

11/27/09 5 p.m. at Sullivan Arena (Anchorage, Alaska)

VISITORS: Nicholls State (0-7)

#	Player		Total		3-Ptr		FT	FTA	Rebounds			PF	TP	A	TO	Blk	Stl	Min
			FG	FGA	FG	FGA			Off	Def	Tot							
11	Friend, Dominic	f	1	4	1	3	0	0	0	1	1	5	3	1	3	0	0	29
31	Bose, Anatoly	f	5	14	3	8	3	4	2	3	5	0	16	1	2	0	1	37
02	Iles, Chris	g	1	5	0	3	1	2	0	1	1	3	3	7	0	0	0	21
04	Foster, Maurice	g	5	12	1	2	0	0	1	1	2	3	11	0	0	0	0	16
20	Hunter, Fred	g	8	15	2	5	7	9	0	2	2	3	25	2	2	0	3	34
05	Franklin Jr., Kenny		2	3	1	2	0	0	0	1	1	0	5	5	2	0	0	19
13	McCallum, Cameron		0	1	0	0	0	0	0	0	0	2	0	0	1	0	0	4
23	Ayers, Justin		0	0	0	0	0	0	0	0	0	2	0	0	0	0	1	6
24	Carter, Kellan		2	2	0	0	0	0	1	1	2	1	4	3	0	0	1	23
32	Ward, Phillip		1	1	0	0	0	0	0	0	0	1	2	0	0	0	0	6
34	Smith, Jeremy		0	0	0	0	0	0	0	0	0	1	0	0	1	0	0	5
TEAM									7	2	9							
Totals.....			25	57	8	23	11	15	11	12	23	21	69	19	11	0	6	200

HOME TEAM: Washington State (5-0)

#	Player		Total		3-Ptr		FT	FTA	Rebounds		PF	TP	A	TO	Blk	Stl	Min	
			FG	FGA	FG	FGA			Off	Def								Tot
23	Casto, DeAngelo	f	8	10	0	0	2	6	4	10	14	2	18	0	4	1	1	33
00	Capers, Marcus	g	2	4	0	0	6	9	3	2	5	4	10	2	2	2	0	22
01	Thompson, Klay	g	7	14	3	6	4	4	1	2	3	2	21	6	3	2	2	37
03	Moore, Reggie	g	3	4	2	3	6	6	1	3	4	0	14	4	2	0	0	29
31	Lodwick, Abe	g	1	2	0	0	0	0	0	1	1	2	2	0	1	0	1	15
04	Koprivica, Nikola		3	4	1	2	2	2	1	1	2	1	9	3	0	0	0	20
11	Thames, Xavier		0	2	0	0	0	0	0	1	1	2	0	2	3	0	0	14
12	Motum, Brock		1	1	0	0	0	0	0	0	0	1	2	0	0	0	0	4
14	Watson, James		0	0	0	0	0	0	0	0	0	1	0	0	0	0	0	1
20	Allen, John		0	0	0	0	0	0	0	0	0	1	0	1	0	0	0	6
30	Harthun, Michael		1	3	0	1	0	0	0	1	1	1	2	0	1	0	0	12
40	Enquist, Charlie		0	0	0	0	0	0	0	1	1	0	0	0	0	0	0	7
TEAM										1	1							
Totals.....			26	44	6	12	20	27	10	23	33	17	78	18	16	5	4	200

Officials: Martin Cota, Greg Nixon, Bruce Corson

Technical fouls: Nicholls State-None. Washington State-None.

Attendance: 5657

Score by Periods 1st 2nd Total

Nicholls State 31 38 69

Washington State 29 49 78

Game 5: Carrs/Safeway Great Alaska Shootout (Pool A)

Carrs/Safeway Player of the Game: K Thompson (WSU)

GAME 7 • Washington State at Gonzaga

12/2/09 6 p.m. at McCarthy Athletic Center (Spokane, Wash.)

VISITORS: Washington State (6-1)

#	Player	Total		3-Ptr		Rebounds		PF	TP	A	TO	Blk	Stl	Min				
		FG	FGA	FG	FGA	FT	FTA								Off	Def	Tot	
23	Casto, DeAngelo	f	4	8	0	0	2	2	6	4	10	3	10	0	3	3	31	
00	Capers, Marcus	g	3	8	0	0	0	2	5	2	7	3	6	1	0	0	3	35
01	Thompson, Klay	g	6	21	0	4	3	7	3	3	6	2	15	0	3	0	4	39
03	Moore, Reggie	g	3	9	1	3	3	4	0	0	0	2	10	2	0	0	0	23
31	Lodwick, Abe	g	2	3	1	2	0	0	0	2	2	1	5	0	0	1	0	15
04	Koprivica, Nikola	3	6	0	2	2	3	1	3	4	4	8	4	4	0	0	0	25
11	Thames, Xavier	3	5	3	3	3	2	2	0	3	3	2	11	1	2	0	0	16
14	Watson, James	1	1	0	0	0	0	1	0	1	0	2	0	0	0	0	1	3
30	Harthun, Michael	1	2	0	0	0	0	0	0	0	0	0	2	0	0	0	1	6
40	Enquist, Charlie	0	0	0	0	0	0	0	1	1	4	0	0	1	0	1	7	
TEAM									1	1	2							
Totals.....			26	63	5	14	12	20	17	19	36	21	69	8	15	4	13	200

HOME TEAM: Gonzaga (6-1)

#	Player	Total		3-Ptr		Rebounds		PF	TP	A	TO	Blk	Stl	Min				
		FG	FGA	FG	FGA	FT	FTA								Off	Def	Tot	
20	HARRIS, Elias	f	8	11	0	0	8	9	4	8	12	3	24	1	1	0	2	33
00	SACRE, Robert	c	3	6	0	0	0	0	1	1	2	3	6	0	5	2	2	20
03	GOODSON, D.	g	1	4	0	0	0	2	1	0	1	4	2	2	0	0	0	23
15	BOULDIN, Matt	g	8	15	7	12	5	6	0	5	5	3	28	3	2	1	2	40
32	GRAY, Steven	g	1	6	0	2	2	2	0	3	3	1	4	3	6	1	2	34
01	AROP, Mangisto		0	0	0	0	0	0	1	1	1	0	0	1	1	0	8	
05	VILARINO, G.J.		0	1	0	1	0	2	0	0	0	0	0	1	0	0	6	
10	GIBBS, Grant		0	0	0	0	0	0	1	1	2	0	2	2	0	0	9	
13	OLYNYK, Kelly		2	3	0	0	6	8	2	5	7	1	10	1	1	0	2	22
34	KONG, Bol		0	1	0	1	0	0	0	1	1	0	0	0	0	0	5	
TEAM										1	1	2						
Totals.....			23	47	7	16	21	29	9	26	35	18	74	13	19	5	10	200

Officials: Tony Padilla, Kevin Cutler, Gregory Nixon

Technical fouls: Washington State-None. Gonzaga-None.

Attendance: 6000

Score by Periods 1st 2nd Total

Washington State 39 30 69

Gonzaga 27 47 74

GAME 6 • San Diego vs Washington State

11/28/09 7 p.m. at Sullivan Arena (Anchorage, Alaska)

VISITORS: San Diego (4-2)

		Total		3-Ptr				Rebounds												
##	Player	f	g	FG	FGA	FG	FGA	FT	FTA	Off	Def	Tot	PF	TP	A	TO	Blk	Stl	Min	
12	Lewis, Chris	f	1	7	0	1	0	0	0	3	2	5	2	2	0	0	0	2	26	
44	Mafra, Roberto	c	1	5	0	0	0	0	0	2	1	3	2	2	1	1	1	0	10	
01	Johnson, Brandon	g	4	12	3	8	2	2	0	0	0	0	3	13	2	1	0	1	32	
03	Ginty, Devin	g	2	3	1	2	0	2	0	0	0	0	0	5	2	1	0	1	14	
23	Jackson, De'Jon	g	3	6	1	3	2	2	2	1	3	4	9	3	8	0	1	29		
04	Miles, Cameron	1	1	0	0	0	0	0	0	0	0	0	0	2	0	1	0	0	4	
05	McCollum, Patrick	3	9	0	4	0	0	1	2	3	0	6	0	6	0	4	0	2	17	
15	Harbour, Ryan	0	1	0	0	1	2	0	0	0	0	0	1	0	0	0	0	0	2	
20	Dorr, Matt	1	4	1	3	0	0	0	0	0	0	0	1	3	1	0	0	0	20	
31	Crescencio, Rafael	0	1	0	0	0	0	0	1	0	1	1	1	0	0	1	0	0	7	
32	Rancifer, Ken	1	2	0	1	2	2	0	0	0	0	0	1	4	0	0	0	0	7	
33	Houston, Clinton	3	4	0	0	3	4	2	1	3	2	9	1	1	1	1	0	23		
34	Manresa, Chris	0	3	0	0	0	2	2	1	3	1	0	0	0	0	0	0	0	9	
TEAM										4	4									
Totals.....		20	58	6	22	10	16	17	8	25	17	56	10	18	2	7	200			

HOME TEAM: Washington State (6-0)

#	Player		Total		3-Ptr		FT	FTA	Rebounds			PF	TP	A	TO	Blk	Stl	Min	
			FG	FGA	FG	FGA			Off	Def	Tot								
23	Casto, DeAngelo	f	3	7	0	0	2	3	2	3	5	3	8	1	4	1	0	26	
00	Chapman, Marcus	g	1	4	0	0	2	2	3	5	8	3	4	0	1	3	1	25	
01	Thompson, Klay	g	16	24	8	13	3	4	1	4	5	2	43	4	2	0	2	35	
03	Morre, Reggie	g	5	6	2	3	4	4	1	1	2	4	16	5	4	0	6	27	
31	Loodek, Abe	g	2	2	1	1	0	0	1	2	3	1	5	2	0	1	0	23	
04	Koprivica, Nikola		1	3	0	0	0	0	1	1	2	1	2	2	4	0	0	15	
11	Thames, Xavier		4	5	0	1	0	1	0	2	2	0	8	5	1	0	1	15	
12	Motum, Brock		1	1	1	1	0	0	0	0	0	0	3	1	0	0	0	3	
13	Bjornstad, Steven		1	1	0	0	0	0	1	0	1	0	2	0	0	1	0	2	
14	Thames, James		0	0	0	0	0	2	1	1	2	0	0	0	0	0	1	3	
20	Allen, John		0	1	0	1	0	0	0	0	0	0	1	0	1	0	0	3	
30	Harthun, Michael		1	2	0	0	0	0	0	0	0	2	2	1	1	0	0	11	
40	Enquist, Charlie		0	0	0	0	0	0	0	0	0	2	0	2	0	0	1	9	
44	Bragg, Austin		0	0	0	0	0	0	0	0	0	0	0	0	0	0	0	3	
TEAM									3			6							
Totals.....			35	56	12	20	11	16	14	22	36	19	93	24	17	6	12	200	

COUGAR BASKETBALL • 2009-10 FINAL NOTES



GAME 9 • Idaho vs Washington State

12/9/09 8 p.m. at Friel Court (Pullman, Wash.)

VISITORS: Idaho (5-3)

#	Player	Total		3-Ptr		Rebounds			PF	TP	A	TO	Blk	Stl	Min		
		FG	FGA	FG	FGA	FT	FTA	Off								Def	Tot
13	De Souza, Luciano f	2	8	1	6	2	2	0	3	3	2	7	0	0	1	26	
53	Jefferson, Marvin c	2	3	0	0	1	2	4	2	6	2	5	2	3	1	0	21
01	Hopson, Mac g	3	10	0	4	3	4	1	3	4	1	9	2	1	0	0	26
05	Johnson, Steffan g	2	7	2	5	0	0	1	1	1	6	0	0	0	0	22	
32	Watson, Kashif g	6	11	0	0	4	8	2	2	4	1	16	1	2	0	0	29
00	Stern, Corey	0	0	0	0	0	0	1	1	2	2	0	0	0	2	1	9
02	Ledbetter, Jeff	4	11	4	8	0	0	0	2	2	3	12	1	2	1	1	16
03	Henderson, Shawn	1	4	0	0	0	0	0	1	1	2	2	0	0	0	0	13
20	Lawrence, Marcus	2	3	0	1	1	2	1	4	5	4	5	1	2	0	1	14
33	Barone, Kyle	0	1	0	0	0	0	0	3	3	3	0	0	1	0	0	19
34	Blackstock, Travis	1	1	0	0	0	0	1	1	2	0	2	0	1	0	0	5
TEAM								2		2							
Totals.....		23	59	7	24	11	18	12	23	35	21	64	9	12	5	4	199

HOME TEAM: Washington State (7-2)

#	Player		Total		3-Ptr		Rebounds			PF	TP	A	TO	Blk	Stl	Min		
			FG	FGA	FG	FGA	FT	FTA	Off								Def	Tot
00	Capers, Marcus	g	1	4	0	0	0	1	2	3	5	2	1	0	0	29		
01	Thompson, Klay	g	9	21	2	9	5	7	1	8	9	2	25	3	2	1	35	
03	Moore, Reggie	g	3	6	0	2	6	7	0	2	2	1	12	4	2	0	33	
23	Casto, DeAngelo	g	4	11	0	0	5	8	5	9	14	2	13	1	4	4	30	
31	Lodwick, Abe	g	2	4	2	3	0	0	0	3	3	1	6	1	1	0	0	17
04	Koprivica, Nikola	g	3	4	2	3	1	2	1	0	1	1	9	1	0	0	0	23
11	Thames, Xavier	2	5	0	0	0	0	0	1	2	3	3	4	1	0	0	0	14
14	Watson, James	0	0	0	0	0	0	0	1	0	1	1	0	0	0	0	0	2
30	Harthun, Michael	2	4	0	1	0	0	1	1	2	0	4	0	0	0	0	0	9
40	Enquist, Charlie	0	1	0	0	1	2	1	0	1	1	1	0	0	0	1	8	
TEAM									4		1		5				1	
Totals.....			26	60	6	18	18	27	16	28	44	17	76	12	10	5	2	200

Officials: Bill Kennedy, Mark Reischling, Jeff Ketchu

Technical fouls: Idaho-None. Washington State-None.

Attendance: 7285

Score by Periods 1st 2nd Total

Idaho 28 36 64

Washington State 36 40 76

GAME 11 • Portland State vs Washington State

12/19/09 4:30 p.m. at Toyota Center (Kennewick, Wash.)

VISITORS: Portland State (5-6)

		Total		3-Ptr		Rebounds			PF	TP	A	TO	Blk	Stl	Min			
##	Player	FG	FGA	FG	FGA	FT	FTA	Off								Def	Tot	
21	NELSON, Phil	f	4	9	2	6	1	1	2	1	3	2	11	1	3	0	1	32
44	JONES, Jamie	f	5	11	0	0	0	1	3	4	7	2	10	0	2	0	1	26
04	JONES, Melvin	g	3	7	2	4	0	0	0	0	0	1	8	1	0	0	0	19
11	WATERS, Dominicg		7	14	3	5	2	2	0	3	3	2	19	4	4	0	0	34
12	GUDE, Paul	g	1	5	0	3	0	1	1	0	1	2	2	1	1	0	1	29
01	THOMAS, Julius		5	5	0	0	0	3	3	2	5	3	10	3	0	2	0	24
02	LAZOFF, Austonn		0	0	0	0	0	0	0	0	0	0	0	0	0	0	0	0+
13	THOMAS, Phillip		1	3	0	0	4	6	2	1	3	1	6	0	0	0	1	11
14	BRANDON, Alonzo		0	3	0	3	0	0	1	0	1	0	0	0	0	0	0	3
15	JOHNSON, Dane		1	3	1	3	0	0	0	0	0	1	3	2	1	0	0	15
23	HARRIEL, Chris		0	2	0	0	0	0	2	0	2	2	0	0	1	0	0	7
30	BANSEMER, Kenton		0	0	0	0	0	0	0	0	0	0	0	0	0	0	0	0+
TEAM																		
Totals.....			27	62	8	24	7	14	14	12	26	16	69	12	12	2	4	200

HOME TEAM: Washington State (9-2)

		Total		3-Ptr		Rebounds												
##	Player	FG	FGA	FG	FGA	FT	FTA	Off	Def	Tot	PF	TP	A	TO	Blk	Stl	Min	
23	Casto, DeAngelo	f	4	7	0	0	1	2	5	7	12	3	9	1	2	3	0	26
31	Lodwick, Abe	f	5	6	3	3	0	0	1	7	8	1	13	0	2	0	0	16
00	Capers, Marcus	g	3	6	0	0	0	0	1	2	3	1	6	3	3	0	0	26
01	Thompson, Klay	g	8	15	4	6	3	3	0	0	0	2	23	5	3	0	2	32
03	Moore, Reggie	g	1	4	1	2	1	2	0	0	0	0	4	12	0	1	1	29
04	Koprivica, Nikola	g	6	6	5	5	6	6	0	3	3	2	23	2	0	0	0	21
11	Thames, Xavier	1	2	0	0	0	0	0	1	1	4	2	0	0	0	0	9	
12	Motum, Brock	1	1	0	0	1	2	0	0	0	0	3	1	0	0	0	4	
13	Bjornstad, Steven	1	1	0	0	0	1	0	1	1	1	2	0	1	0	0	2	
14	Watson, James	3	3	0	0	0	1	1	1	2	2	6	0	0	0	0	1	12
20	Allen, John	0	0	0	0	0	0	0	0	0	0	0	0	1	0	1	3	
22	Loewen, Ben	0	0	0	0	0	0	0	0	0	0	0	0	0	0	0	2	
30	Harthun, Michael	0	1	0	0	2	2	0	2	2	0	2	1	1	0	0	0	16
40	Enquist, Charlie	0	0	0	0	0	0	1	1	0	0	0	0	0	0	0	2	
TEAM								1	2	3					1			
Totals.....			33	52	13	16	14	19	9	27	36	16	93	25	14	3	5	200

Officials: Dick Cartmell, Randy Burkhart, Scott Harris

Technical fouls: Portland State-None. Washington State-None.

Attendance: 6286

Score by Periods 1st 2nd Total

Portland State 33 36 69

Washington State 44 49 93

GAME 10 • Air Force vs Washington State

12/12/09 1 p.m. at Spokane Arena (Spokane, Wash.)

VISITORS: Air Force (5-3)

##	Player	Total		3-Ptr		Rebounds			PF	TP	A	TO	Blk	Stl	Min
		FG	FGA	FG	FGA	FT	FTA	Off							
15	STEWART, Taylor f	0	4	0	2	0	0	1	0	0	1	0	0	0	16
20	FOW, Tom f	3	7	1	5	2	2	0	3	3	9	2	0	0	28
33	McLAIN, Mike c	5	9	1	5	0	0	0	2	2	4	11	2	1	24
22	MERRIEX, Avery g	0	1	0	0	0	0	0	0	0	3	0	1	0	11
35	WASHINGTON, E, g	2	8	0	1	3	4	0	4	4	3	7	6	3	38
10	FLETCHER, Todd	5	7	1	3	2	2	1	2	3	2	13	3	1	29
13	BOHANNON, Zach	0	1	0	1	0	0	0	0	0	0	0	0	0	2
14	LYONS, Michael	10	15	2	4	3	3	2	1	3	3	25	2	1	31
34	BROEKHUIS, Taylor	1	4	0	1	1	2	1	4	5	2	3	0	1	21
	TEAM							1	2	3					
Totals.....		26	56	5	22	11	13	6	18	24	20	68	16	8	200

HOME TEAM: Washington State (8-2)

##	Player		Total		3-Ptr		Rebounds			PF	TP	A	TO	Blk	Stl	Min		
			FG	FGA	FG	FGA	FT	FTA	Off								Def	Tot
23	Casto, DeAngelo	f	1	3	0	0	1	1	1	2	3	4	3	1	3	1	0	17
31	Lodwick, Abe	f	0	1	0	1	0	0	0	1	1	0	0	0	2	0	0	7
00	Capers, Marcus	g	5	6	0	0	2	5	2	2	4	3	12	0	2	0	0	20
01	Thompson, Klay	g	6	13	3	6	4	6	2	6	8	3	19	1	2	0	2	34
03	Moore, Reggie	g	4	6	1	3	7	7	0	2	2	1	16	10	3	0	0	28
04	Koprivica, Nikola		3	7	0	2	2	3	3	8	11	1	8	1	0	1	0	20
11	Thames, Xavier		0	3	0	1	2	2	1	1	2	1	2	0	1	0	0	12
12	Motum, Brock		2	5	0	2	0	0	0	0	0	0	4	0	0	0	1	14
20	Allen, John		0	0	0	0	0	0	0	0	0	0	0	0	0	0	0	3
30	Harthun, Michael		3	5	0	0	0	0	0	1	1	1	6	2	0	1	1	22
40	Enquist, Charlie		2	2	0	0	1	1	1	3	4	1	5	1	0	0	0	23
TEAM																		
Totals.....			26	51	4	15	19	25	10	26	36	15	75	16	13	3	4	200

COUGAR BASKETBALL • 2009-10 FINAL NOTES



GAME 13 • Oregon vs Washington State 12/31/09 3:30 p.m. at Friel Court (Pullman, Wash.)

VISITORS: Oregon (9-4, 1-0)

##	Player	Total		3-Ptr		FT	FTA	Rebounds			PF	TP	A	TO	Blk	Stl	Min
		FG	FGA	FG	FGA			Off	Def	Tot							
21	Wilson, Jamil	f	1	3	0	1	0	0	2	4	6	4	2	1	1	1	30
25	Singler, E.J.	f	2	3	1	1	2	2	1	4	5	5	7	2	3	0	1
33	Dunigan, Michael	c	8	11	0	0	6	9	5	7	12	4	22	0	6	5	2
11	Armstead, Malcolm	g	8	17	0	2	0	1	1	2	3	3	16	7	3	0	44
12	Porter, Tajuan	g	11	26	6	14	3	4	2	1	3	4	31	1	1	0	42
03	Sim, Garrett	f	3	7	1	2	0	0	1	1	2	3	7	2	1	0	21
22	Wiley, Drew	g	0	0	0	0	0	0	0	0	0	0	0	1	1	0	7
23	Jacob, Jeremy	g	1	3	0	0	0	0	3	3	2	2	0	1	0	0	14
32	Williams, Teondre	g	2	3	0	0	0	0	1	1	2	2	4	1	1	0	20
TEAM																	
Totals.....		36	73	8	20	11	16	17	25	42	27	91	15	18	6	6	250

HOME TEAM: Washington State (10-3, 0-1)

##	Player	Total		3-Ptr		FT	FTA	Rebounds			PF	TP	A	TO	Blk	Stl	Min
		FG	FGA	FG	FGA			Off	Def	Tot							
23	Casto, DeAngelo	f	5	14	0	0	5	8	4	8	12	0	15	0	3	2	0
31	Lodwick, Abe	f	0	1	0	0	0	0	1	3	4	2	0	0	0	1	0
00	Capers, Marcus	g	2	2	0	0	0	0	2	2	1	4	2	2	1	0	43
01	Thompson, Klay	g	6	19	2	10	19	21	0	1	1	1	33	4	2	1	49
03	Moore, Reggie	g	3	8	0	2	4	6	1	0	1	5	10	3	3	0	33
04	Koprivica, Nikola	g	4	8	1	3	2	2	4	5	9	1	11	0	1	0	35
11	Thames, Xavier	g	4	5	0	1	3	3	0	2	2	2	11	1	1	0	21
12	Motum, Brock	g	0	1	0	0	0	0	0	0	0	0	0	0	0	0	4
14	Watson, James	g	2	4	0	0	1	2	3	1	4	2	5	1	0	0	13
30	Harthun, Michael	g	0	1	0	0	0	0	0	0	0	0	0	0	1	0	4
TEAM																	
Totals.....		26	63	3	16	34	42	14	24	38	14	89	11	13	5	6	250

Officials: Mike Littlewood, Tony Padilla, Bruce Hicks
Technical fouls: Oregon-None. Washington State-TEAM.

Attendance: 5810

Score by Periods	1st	2nd	OT	OT2	Total
Oregon	38	27	15		91
Washington State	27	38	15	9	89

GAME 15 • Washington State at Arizona 1/8/10 6:30 p.m. at McKale Center (Tucson, Ariz.)

VISITORS: Washington State (12-3, 2-1)

##	Player	Total		3-Ptr		FT	FTA	Rebounds			PF	TP	A	TO	Blk	Stl	Min
		FG	FGA	FG	FGA			Off	Def	Tot							
23	Casto, DeAngelo	f	6	12	0	0	4	4	6	3	9	4	16	0	2	1	0
00	Capers, Marcus	g	2	4	0	0	1	2	0	3	3	2	5	1	0	1	0
01	Thompson, Klay	g	7	15	2	4	3	5	0	8	8	2	19	4	3	1	0
03	Moore, Reggie	g	5	10	0	1	10	14	0	1	1	1	20	3	6	0	1
31	Lodwick, Abe	g	1	3	1	3	0	0	0	0	0	3	3	1	0	1	0
04	Koprivica, Nikola	g	3	3	1	1	0	0	1	6	7	2	7	2	4	0	0
11	Thames, Xavier	g	2	6	0	1	0	0	1	0	1	3	4	0	0	0	1
14	Watson, James	g	2	2	0	0	0	0	3	1	4	1	4	0	1	0	0
30	Harthun, Michael	g	0	0	0	0	0	0	1	0	1	0	0	0	0	0	1
TEAM																	
Totals.....		28	55	4	10	18	25	12	23	35	18	78	11	16	4	3	200

HOME TEAM: Arizona (7-8, 1-2)

##	Player	Total		3-Ptr		FT	FTA	Rebounds			PF	TP	A	TO	Blk	Stl	Min
		FG	FGA	FG	FGA			Off	Def	Tot							
23	Williams, Derrick	f	4	4	0	0	5	8	2	4	6	5	13	0	2	2	1
42	Horne, Jamelle	f	4	8	2	4	2	2	0	3	3	4	12	0	1	0	1
44	Hill, Solomon	f	2	4	0	1	1	2	1	3	4	2	5	1	2	0	1
13	Wise, Nic	g	5	14	1	5	4	4	0	0	0	4	15	4	2	1	2
21	Fogg, Kyle	g	4	10	2	5	3	4	1	1	2	3	13	4	2	0	1
01	Natyazhko, Kyryl	g	2	4	0	0	0	0	2	3	5	1	4	1	1	0	21
03	Parrom, Kevin	g	3	5	1	2	0	2	0	0	0	2	7	2	0	0	1
12	Jones, Lamont	g	1	5	0	1	2	2	0	1	1	1	4	1	0	0	10
24	Lavender, Brendon	g	1	2	1	2	0	0	0	1	1	1	3	1	0	0	12
TEAM																	
Totals.....		26	56	7	20	17	24	9	17	26	23	76	14	10	3	7	200

Officials: Verne Harris, Mike Reed, Michael Irving
Technical fouls: Washington State-None. Arizona-None.

Attendance: 12758

Score by Periods	1st	2nd	Total
Washington State	35	43	78
Arizona	35	41	76

Fouled Out: UA 23 Williams @ 6:48 2nd Half

GAME 14 • Oregon State vs Washington State 1/2/10 4 p.m. at Friel Court (Pullman, Wash.)

VISITORS: Oregon State (6-7, 0-2)

##	Player	Total		3-Ptr		FT	FTA	Rebounds			PF	TP	A	TO	Blk	Stl	Min
		FG	FGA	FG	FGA			Off	Def	Tot							
30	Deane, Daniel	f	4	9	1	4	6	6	3	4	7	4	15	0	1	0	1
10	Schaftenaar, R.	c	0	7	0	5	4	4	1	7	8	1	4	3	2	0	0
05	Tarver, Josh	g	0	0	0	0	2	2	0	0	0	3	2	1	1	0	0
15	Tarver, Seth	g	3	8	0	2	2	2	0	0	0	2	8	3	1	0	1
22	Haynes, Calvin	g	7	14	3	7	0	0	0	1	1	3	17	2	2	0	3
00	McShane, Kevin	g	0	0	0	0	0	0	0	0	0	1	0	0	0	0	2
01	Cunningham, Jared	g	0	0	0	0	0	0	0	0	0	1	0	0	1	0	0
11	Burton, Joe	g	0	2	0	0	0	0	2	3	5	2	0	2	0	0	11
12	Brandt, Angus	g	0	1	0	0	0	0	1	0	1	0	0	0	1	0	0
24	Johnson, Omari	g	3	5	2	3	0	0	0	1	1	1	8	1	3	0	0
34	Wallace, Lathen	g	2	6	1	3	1	1	0	1	1	4	6	1	3	0	0
TEAM																	
Totals.....		19	52	7	24	15	15	11	20	31	22	60	13	15	0	5	200

HOME TEAM: Washington State (11-3, 1-1)

##	Player	Total		3-Ptr		FT	FTA	Rebounds			PF	TP	A	TO	Blk	Stl	Min
		FG	FGA	FG	FGA			Off	Def	Tot							
23	Casto, DeAngelo	f	2	4	0	0	4	7	3	2	5	4	8	1	2	2	1
31	Lodwick, Abe	f	0	0	0	0	0	0	1	1	2	1	0	0	0	0	11
00	Capers, Marcus	g	5	8	0	0	0	0	2	8	10	0	10	2	2	1	0
01	Thompson, Klay	g	2	6	1	4	2	4	0	2	2	5	7	4	3	0	0
03	Moore, Reggie	g	7	13	3	6	2	7	0	1	1	1	19	1	3	0	3
04	Koprivica, Nikola	g	2	3	1	2	1	3	1	3	4	2	6	3	2	0	1
11	Thames, Xavier	g	2	6	0	1	4	4	1	2	3	0	8	1	2	0	3
14	Watson, James	g	2	3	0	0	3	4	1	0	1	2	7	1	0	0	13
TEAM																	
Totals.....		22	43	5	13	16	29	9	20	29	15	65	13	14	3	8	200

Officials: Chris Rastatter, Kevin Brill, Bobby McRoy
Technical fouls: Oregon State-Tarver, Josh. Washington State-None.

Attendance: 5967

Score by Periods	1st	2nd	Total
Oregon State	24	36	60
Washington State	29	36	65

GAME 16 • Washington State at Arizona State 1/10/10 12:30 p.m. at Wells Fargo Arena (Tempe, Ariz.)

VISITORS: Washington State (12-4, 2-2)

##	Player
----	--------

COUGAR BASKETBALL • 2009-10 FINAL NOTES



GAME 17 • California at Washington State 1/14/10 7 p.m. at Friel Court (Pullman, Wash.)

VISITORS: California (10-5, 2-1)

#	Player		Total		3-Ptr		FT	FTA	Rebounds			PF	TP	A	TO	Blk	Stl	Min
			FG	FGA	FG	FGA			Off	Def	Tot							
10	BOYKIN, Jamal	f	6	9	0	0	4	6	1	4	5	1	16	2	1	0	1	35
21	AMOKE, Omondi	f	1	4	0	0	0	2	5	2	7	3	2	1	1	0	0	30
24	ROBERTSON, T.	f	5	11	3	5	0	0	1	4	5	2	13	4	1	1	0	33
03	RANDLE, Jerome	g	11	18	7	12	10	11	0	5	5	3	39	9	3	0	2	40
23	CHRISTOPHER, P.	g	7	13	1	1	6	6	1	3	4	3	21	2	0	0	1	35
01	SEELEY, DJ		0	2	0	1	0	0	0	1	1	1	0	2	2	0	1	11
12	SMITH, Brandon		0	0	0	0	0	0	0	0	0	0	0	0	0	0	0	0+
13	KNEZEVIC, Nikola		0	2	0	1	0	0	0	0	0	1	0	0	1	0	0	8
14	ZHANG, Max		1	1	0	0	0	0	1	0	1	3	2	0	1	1	2	8
TEAM									1	4	5							
Totals.....			31	60	11	20	20	25	10	23	33	17	93	20	12	2	7	200

HOME TEAM: Washington State (12-5, 2-3)

#	Player		Total		3-Ptr		FT	FTA	Rebounds			PF	TP	A	TO	Blk	Stl	Min
			FG	FGA	FG	FGA			Off	Def	Tot							
23	Casto, DeAngelo	f	3	7	0	0	0	0	2	2	4	3	6	2	4	1	1	33
31	Lodwick, Abe	f	1	1	1	1	0	0	1	3	4	0	3	1	0	1	0	14
00	Capers, Marcus	g	4	6	0	0	1	1	1	2	3	3	9	2	2	0	2	35
01	Thompson, Klay	g	6	16	2	10	4	4	1	5	6	4	18	1	4	1	0	34
03	Moore, Reggie	g	7	14	2	5	9	10	0	1	1	3	25	5	1	0	2	29
04	Koprivica, Nikola		6	9	3	6	0	0	3	5	8	2	15	1	1	0	1	26
11	Thames, Xavier		5	7	0	1	0	2	1	0	1	0	10	0	0	0	0	17
14	Watson, James		1	4	0	0	0	0	1	1	2	3	2	0	2	1	0	12
TEAM									2		2							
Totals.....			33	64	8	23	14	17	12	21	33	18	88	12	14	4	6	200

Officials: Randy Burkhart, Jim Giron, Don McAllister

Technical fouls: California-None. Washington State-None.

Attendance: 8277

Score by Periods 1st 2nd Total

California 41 52 93

Washington State 37 51 88

GAME 19 • Washington State at USC 1/21/10 7:30 p.m. at Galen Center (Los Angeles, Calif.)

VISITORS: Washington State (14-5, 4-3)

#	Player		Total		3-Ptr		FT	FTA	Rebounds			PF	TP	A	TO	Blk	Stl	Min
			FG	FGA	FG	FGA			Off	Def	Tot							
23	Casto, DeAngelo	f	1	3	0	0	2	6	2	6	8	4	4	1	1	5	0	31
31	Lodwick, Abe	f	0	2	0	1	0	0	2	1	3	2	0	0	0	1	0	13
00	Capers, Marcus	g	3	6	0	0	0	0	1	1	2	2	6	1	0	1	0	27
01	Thompson, Klay	g	7	15	1	4	5	7	0	6	6	1	20	0	1	0	1	37
03	Moore, Reggie	g	7	14	2	4	5	6	0	4	4	3	21	6	5	0	1	36
04	Koprivica, Nikola	g	3	4	3	4	4	7	0	5	5	0	13	2	2	0	0	27
11	Thames, Xavier	g	0	3	0	1	1	2	0	1	1	2	1	0	2	0	1	19
14	Watson, James	g	1	2	0	0	0	1	1	0	1	1	2	0	0	0	0	2
30	Harthun, Michael	g	0	0	0	0	0	0	0	0	0	0	0	0	0	0	0	1
40	Enquist, Charlie	g	0	0	0	0	0	0	0	1	1	0	0	0	0	0	0	7
TEAM									3	1	4							
Totals.....			22	49	6	14	17	29	9	26	35	15	67	10	11	7	3	200

HOME TEAM: USC (11-7, 3-3)

#	Player		Total		3-Ptr		FT	FTA	Rebounds			PF	TP	A	TO	Blk	Stl	Min
			FG	FGA	FG	FGA			Off	Def	Tot							
00	Johnson, Marcus	f	7	12	0	2	2	4	2	2	4	5	16	0	2	0	1	35
01	Stephenson, Alex	f	3	9	0	0	2	3	5	4	9	2	8	0	4	2	0	28
05	Vucevic, Nikola	c	0	7	0	1	4	6	3	7	10	3	4	1	3	2	0	29
21	Lewis, Dwight	g	5	14	1	3	2	3	1	2	3	3	13	0	1	0	3	38
44	Gerrity, Mike	g	3	9	2	4	2	5	0	1	1	3	10	6	1	0	1	32
04	Washington, Leonard	g	2	4	0	0	0	0	2	2	4	2	4	1	0	0	1	20
14	Smith, Donte	g	1	3	1	1	0	0	1	0	1	2	3	1	0	0	1	13
20	Simmons, Marcus	g	1	1	0	0	0	0	1	0	1	4	2	0	0	0	0	5
TEAM			2 2															
Totals.....			22	59	4	11	12	21	15	20	35	24	60	9	11	4	7	200

Officials: Mark Reischling, Martin Cota, Tom Wood

Technical fouls: Washington State-None. USC-None.

Attendance: 4422

Score by Periods 1st 2nd Total

Washington State 24 43 67

USC 34 26 60

GAME 18 • Stanford at Washington State 1/16/10 2 p.m. at Friel Court (Pullman, Wash.)

VISITORS: Stanford (8-9, 2-3)

#	Player	Total		3-Ptr		FT	FTA	Rebounds			PF	TP	A	TO	Blk	Stl	Min	
		FG	FGA	FG	FGA			Off	Def	Tot								
34	Zimmermann, A.	f	0	1	0	0	0	0	0	0	0	0	0	0	0	0	2	
50	Trotter, Jack	f	4	9	0	0	4	5	6	2	8	2	12	1	1	0	0	36
02	Fields, Landry	g	6	17	1	3	5	5	2	8	10	4	18	3	2	1	3	38
22	Mann, Jarrett	g	1	4	0	0	2	2	4	6	4	4	5	4	0	1	26	
45	Green, Jeremy	g	9	22	5	14	1	2	0	3	3	2	24	1	1	0	1	38
10	Shiller, Drew	g	2	7	2	6	4	4	0	1	1	3	10	0	0	0	18	
15	Daian, Matei	g	0	1	0	0	0	0	0	2	2	1	0	0	0	0	1	10
23	Harris, Gabriel	g	2	6	1	2	0	0	1	0	1	3	5	1	0	0	1	13
32	Dildy, Da'Veed	g	0	0	0	0	0	0	0	0	0	2	0	0	2	0	0	7
40	Bullock, Elliott	g	0	1	0	0	0	0	0	0	0	1	0	0	1	0	0	12
TEAM									5	1	6							
Totals.....			24	68	9	25	16	18	16	21	37	22	73	12	10	1	7	199

HOME TEAM: Washington State (13-5, 3-3)

#	Player	Total		3-Ptr		FT	FTA	Rebounds		PF	TP	A	TO	Blk	Stl	Min		
		FG	FGA	FG	FGA			Off	Def								Tot	
23	Casto, DeAngelo	f	2	5	0	0	5	6	1	7	8	4	9	0	1	3	0	23
31	Lodwick, Abe	f	0	2	0	1	0	0	2	1	3	2	0	0	0	1	0	11
00	Capers, Marcus	g	4	7	0	0	2	2	2	4	6	1	10	0	3	1	0	35
01	Thompson, Klay	g	11	20	3	10	2	2	0	3	3	2	27	1	3	3	0	37
03	Moore, Reggie	g	1	5	0	2	7	8	0	1	1	2	9	6	4	0	0	26
04	Koprivica, Nikola	g	3	6	2	4	2	2	1	7	8	5	10	1	0	0	0	25
11	Thames, Xavier	g	2	3	0	0	2	6	0	4	4	0	6	5	0	0	2	23
14	Watson, James	g	0	0	0	0	0	0	0	0	0	1	0	0	0	0	0	4
30	Harthun, Michael	g	1	1	0	0	0	0	0	0	0	0	2	2	0	0	0	3
40	Enquist, Charlie	g	2	2	0	0	0	0	2	2	4	0	4	0	2	2	0	13
TEAM									1	1	2							
Totals.....			26	51	5	17	20	26	9	30	39	17	77	15	13	10	2	200

Officials: Mike Scyphers, Greg Nixon, Kurt Walker

Technical fouls: Stanford-None. Washington State-TEAM.

Attendance: 8148

Score by Periods 1st 2nd Total

COUGAR BASKETBALL • 2009-10 FINAL NOTES



GAME 21 • Washington State at Washington

1/30/10 12:30 p.m. at Bank of America Arena (Seattle, Wash.)

VISITORS: Washington State (14-7, 4-5)

#	Player	Total		3-Ptr		Rebounds				PF	TP	A	TO	Blk	Stl	Min		
		FG	FGA	FG	FGA	FT	FTA	Off	Def								Tot	
04	Koprivica, Nikola	f	4	8	3	6	2	3	2	9	11	3	13	3	0	1	0	34
23	Casto, DeAngelo	f	1	3	0	0	2	6	0	2	2	4	4	2	1	2	0	23
00	Capers, Marcus	g	3	8	0	0	1	5	1	3	4	2	7	1	2	1	1	27
03	Moore, Reggie	g	3	9	0	2	7	10	0	2	2	1	13	3	8	0	1	32
11	Thames, Xavier	g	6	8	2	3	1	3	0	1	1	4	15	1	1	0	2	26
01	Thompson, Klay		2	15	1	6	2	2	4	4	8	3	7	1	0	1	0	31
12	Motum, Brock		1	3	0	1	1	2	0	2	2	0	3	0	0	0	0	7
14	Watson, James		0	6	0	0	0	0	2	0	2	4	0	0	0	0	0	9
20	Allen, John		0	1	0	1	0	0	0	0	0	0	0	0	0	0	0	1
30	Harthun, Michael		0	0	0	0	0	0	0	0	0	0	0	0	0	0	0	1
31	Lodwick, Abe		0	1	0	1	0	1	1	0	1	0	0	0	1	0	0	5
40	Enquist, Charlie		0	0	0	0	2	2	1	1	2	1	2	0	1	0	0	4
TEAM									2	1	3							
Totals.....			20	62	6	20	18	34	13	25	38	22	64	11	14	5	4	200

HOME TEAM: Washington (14-7, 4-5)

#	Player	Total		3-Ptr		Rebounds		PF	TP	A	TO	Blk	Stl	Min				
		FG	FGA	FG	FGA	FT	FTA											
22	Holiday, Justin	f	1	4	0	0	1	1	2	8	10	2	3	4	1	1	2	22
33	Breshers, Tyreese	f	2	4	0	0	1	2	1	3	4	4	5	0	1	2	0	17
02	Thomas, Isaiah	g	6	11	3	6	4	9	1	5	6	2	19	2	2	0	0	27
10	Gaddy, Abdul	g	2	4	0	0	3	4	0	1	1	3	7	2	2	0	1	25
20	Pondexter, Quincy	g	10	18	0	1	9	10	5	7	12	2	29	0	0	0	0	31
01	Overton, Venoy		2	10	0	3	2	4	2	4	6	4	6	7	0	0	2	26
11	Bryan-Amaning, Matt		4	6	0	0	1	1	1	2	3	3	9	0	0	3	0	17
12	Trent, Clarence		0	0	0	0	0	0	1	1	2	0	0	1	0	0	0	3
15	Suggs, Scott		1	2	1	2	2	2	1	1	2	2	5	4	0	0	0	12
31	Turner, Elston		1	5	1	4	0	0	0	1	1	2	3	0	1	0	0	14
42	Sherrer, Brendan		1	1	0	0	0	0	0	0	0	0	2	0	0	0	0	1
44	Gant, Darnell		2	3	0	0	0	0	1	1	2	2	4	0	1	0	1	5
TEAM									2	2	4							
Totals.....			32	68	5	16	23	33	16	36	52	28	92	19	9	6	6	200

Officials: Mike Scyphers, Bill Kennedy, Tom Wood

Technical fouls: Washington State-Thames, Xavier. Washington-Pondexter, Quincy.

Attendance: 10000

Score by Periods 1st 2nd Total

Washington State 40 24 64

Washington 36 56 92

Sellout

GAME 23 • Arizona at Washington State

2/6/10 5:30 p.m. at Friel Court (Pullman, Wash.)

VISITORS: Arizona (12-11, 6-5)

#	Player		Total		3-Ptr		Rebounds				PF	TP	A	TO	Blk	Stl	Min	
			FG	FGA	FG	FGA	FT	FTA	Off	Def								Tot
23	Williams, Derrick	f	7	13	1	2	1	2	3	4	7	2	16	0	2	2	34	
42	Home, Jamelle	f	3	5	2	3	0	0	0	2	2	1	8	2	1	1	0	24
03	Parrom, Kevin	g	2	7	0	0	0	0	1	0	1	3	4	1	1	0	1	28
13	Wise, Nic	g	3	5	2	2	2	2	0	2	2	3	10	2	3	0	2	28
21	Fogg, Kyle	g	5	9	1	3	2	4	2	2	4	4	13	1	3	0	1	30
01	Natyazhko, Kyril		0	0	0	0	0	0	1	0	1	2	0	0	0	0	5	
12	Jones, Lamont		0	6	0	3	2	2	0	2	2	1	2	4	2	0	1	20
24	Lavender, Brendon		0	3	0	2	0	0	0	0	0	0	0	1	0	0	0	8
33	Shumpert, D.J.		0	0	0	0	0	0	0	0	0	1	0	0	1	0	0	2
44	Hill, Solomon		1	3	0	1	3	3	2	2	4	2	5	0	1	0	0	15
50	Jacobson, Alex		1	1	0	0	0	0	0	0	0	0	2	0	0	0	0	6
TEAM																		
Totals.....			22	52	6	16	10	13	9	15	24	19	60	11	14	3	7	200

HOME TEAM: Washington State (15-8, 5-6)

#	Player		Total		3-Ptr		Rebounds				PF	TP	A	TO	Blk	Stl	Min	
			FG	FGA	FG	FGA	FT	FTA	Off	Def								Tot
04	Koprivica, Nikola	f	2	6	1	3	3	4	2	3	5	3	8	1	2	0	0	20
23	Casto, DeAngelo	f	8	13	0	0	3	4	4	5	10	3	19	0	1	3	1	33
00	Capers, Marcus	g	1	2	0	0	4	4	1	1	2	2	6	1	1	1	2	25
01	Thompson, Klay	g	5	10	1	3	3	4	0	3	3	1	14	4	3	1	1	33
03	Moore, Reggie	g	3	5	0	2	6	6	1	5	5	0	12	3	4	0	2	34
11	Thames, Xavier		1	6	1	2	2	2	1	1	2	3	5	2	1	0	0	23
12	Motum, Brock		4	6	0	0	2	2	1	0	1	0	10	1	0	0	0	17
13	Bjornstad, Steven		0	0	0	0	0	0	0	0	0	0	0	0	0	1	0	3
14	Watson, James		2	3	0	0	0	2	2	1	3	3	4	0	1	1	0	6
30	Harthun, Michael		0	0	0	0	0	0	0	1	1	0	0	0	0	0	0	6
TEAM									1	3	4				1			
Totals.....			26	51	3	10	23	28	13	23	36	15	78	12	14	7	6	200

Officials: Jim Giron, Tom Wood, Scott Twardoski

Technical fouls: Arizona-None. Washington State-None.

Attendance: 8135

Score by Periods 1st 2nd Total

Arizona 26 34 60

Washington State 32 46 78

GAME 22 • Arizona State at Washington State

2/4/10 7 p.m. at Friel Court (Pullman, Wash.)

VISITORS: Arizona State (16-7, 6-4)

##	Player		Total		3-Ptr		Rebounds		PF	TP	A	TO	Blk	Stl	Min			
			FG	FGA	FG	FGA	FT	FTA								Off	Def	Tot
30	Kuksiks, Rihards	f	3	6	1	3	1	1	0	1	1	4	8	0	1	23		
02	Boateng, Eric	c	6	7	0	0	1	3	0	8	8	3	13	2	3	1	0	34
03	Abbott, Ty	g	5	11	2	6	6	6	1	8	9	4	18	1	2	2	1	38
10	McMillan, Jamelle	g	3	6	1	2	0	1	1	4	5	2	7	1	2	0	0	19
24	Lockett, Trent	g	3	6	0	1	4	4	0	0	0	4	10	1	3	0	0	29
12	Glasser, Derek	g	3	3	3	3	6	8	0	3	3	0	15	3	3	0	1	32
22	Rudd, Victor		0	1	0	1	0	0	0	1	1	2	0	0	1	0	1	3
23	Pateev, Ruslan		0	1	0	0	0	0	0	0	0	0	0	0	0	1	0	2
32	Rohde, Taylor		1	1	0	0	1	1	0	0	0	0	3	0	0	0	0	4
44	Shipp, Jerren		2	4	0	1	3	3	1	0	1	3	7	1	0	0	0	16
TEAM									3	2	5							
Totals.....			26	46	7	17	22	27	6	27	33	22	81	9	17	4	6	200

HOME TEAM: Washington State (14-8, 4-6)

#	Player		Total		3-Ptr		FT	FTA	Rebounds		PF	TP	A	TO	Blk	Stl	Min	
			FG	FGA	FG	FGA			Off	Def								Tot
04	Koprivica, Nikola	f	3	10	1	6	6	6	1	4	5	1	13	3	1	0	1	31
23	Casto, DeAngelo	f	3	6	0	0	0	0	1	2	3	1	6	0	2	2	0	29
00	Capers, Marcus	g	5	6	0	0	3	8	6	2	8	4	13	0	1	1	3	22
01	Thompson, Klay	g	6	20	2	10	6	8	0	2	2	4	20	2	4	0	6	36
03	Moore, Reggie	g	5	9	0	1	3	4	0	1	1	5	13	1	1	0	1	35
11	Thames, Xavier		1	3	0	1	0	0	1	0	1	4	2	0	0	0	0	17
12	Motum, Brock		0	0	0	0	0	0	0	1	1	0	0	0	0	0	0	1
14	Watson, James		0	0	0	0	1	4	1	2	3	2	1	0	0	0	0	14
20	Allen, John		0	1	0	0	0	0	0	1	1	0	0	0	0	0	0	2
30	Harthun, Michael		0	1	0	0	0	0	1	2	3	1	0	1	0	0	0	11
31	Lodwick, Abe		1	1	0	0	0	0	1	0	1	1	2	0	0	0	0	2
TEAM									1		1							
Totals.....			24	57	3	18	19	30	13	17	30	23	70	7	9	3	11	200

COUGAR BASKETBALL • 2009-10 FINAL NOTES



GAME 25 • Washington State at California

2/13/10 1 p.m. at Haas Pavilion (Berkeley, Calif.)

VISITORS: Washington State (15-10, 5-8)

#	Player		Total		3-Ptr		FT	FTA	Rebounds			PF	TP	A TO	Blk	Stl	Min	
			FG	FGA	FG	FGA			Off	Def	Tot							
04	Koprivica, Nikola	f	3	8	1	4	0	0	2	3	5	1	7	2	3	0	1	30
23	Casto, DeAngelo	f	6	9	0	0	1	1	1	4	5	3	13	0	4	5	0	32
00	Capers, Marcus	g	4	4	0	0	1	2	1	3	4	4	9	5	3	4	2	23
01	Thompson, Klay	g	10	18	5	8	3	4	4	3	7	1	28	1	3	2	1	38
03	Moore, Reggie	g	3	8	1	3	2	3	1	2	3	4	9	2	3	0	0	30
11	Thames, Xavier	g	0	3	0	2	2	2	1	0	1	1	2	2	1	1	0	20
12	Motum, Brock	g	1	2	0	0	0	0	2	2	1	2	0	1	0	0	0	10
14	Watson, James	g	0	0	0	0	0	1	1	3	4	1	0	0	0	0	0	8
30	Harthun, Michael	g	0	1	0	1	0	0	0	0	0	1	0	1	0	0	0	9
TEAM										1	1	1						
Totals.....			27	53	7	18	9	13	11	21	32	18	70	13	19	12	4	200

HOME TEAM: California (17-8, 9-4)

#	Player		Total		3-Ptr		FT	FTA	Rebounds			PF	TP	A TO	Blk	Stl	Min	
			FG	FGA	FG	FGA			Off	Def	Tot							
10	BOYKIN, Jamal	f	7	10	0	0	4	4	6	5	11	2	18	1	1	0	1	32
24	ROBERTSON, T.	f	3	6	1	3	0	2	2	3	5	1	7	4	3	0	1	38
02	GUTIERREZ, J.	g	4	12	1	4	6	10	0	4	4	3	15	6	2	0	4	34
03	RANDLE, Jerome	g	7	17	6	9	4	4	0	0	0	1	24	3	2	0	1	38
23	CHRISTOPHER, P.	g	8	14	2	5	1	2	0	2	2	2	19	3	2	0	2	35
12	SMITH, Brandon	g	0	0	0	0	1	2	0	1	1	1	1	0	0	0	0	2
13	KNEZEVIC, Nikola	g	0	0	0	0	0	0	1	0	1	1	0	1	0	0	0	4
21	AMOKI, Omondi	g	0	0	0	0	0	0	0	0	0	1	0	0	0	0	1	3
45	SANDERS-FRI, M.	g	1	1	0	0	0	0	0	1	1	2	2	0	0	1	0	14
TEAM									5	1	6							
Totals.....			30	60	10	21	16	24	14	17	31	14	86	18	10	1	10	200

Officials: Michael Reed, Deron White, Tom Spitznagel

Technical fouls: Washington State-TEAM. California-None.

Attendance: 9536

Score by Periods	1st	2nd	Total
Washington State	45	25	70
California	34	52	86

GAME 27 • USC at Washington State

2/20/10 2 p.m. at Friel Court (Pullman, Wash.)

VISITORS: USC 16-10, 8-6

##	Player	tot-fg			3-pt			rebounds			pf	tp	a to	blk	s	min		
		fg	fga	fg%	fga	fta	ft%	of	de	tot								
00	Johnson, Marcus	f	2	8	0	1	0	0	0	4	4	3	4	2	2	0	3	30
01	Stephenson, Alex	f	1	3	0	0	0	0	1	2	3	0	2	0	1	1	0	13
05	Vucevic, Nikola	f	5	9	0	3	2	2	2	5	7	3	12	2	2	1	0	27
21	Lewis, Dwight	g	5	13	1	5	3	4	1	3	4	4	14	1	3	1	4	36
44	Gerrity, Mike	g	1	7	0	2	0	0	0	2	2	3	2	3	2	0	0	35
04	Washington, Leonard	g	4	7	0	1	0	1	1	3	4	3	8	0	1	0	0	26
14	Smith, Donte	g	1	3	1	2	0	0	1	0	1	1	3	2	0	0	0	19
20	Simmons, Marcus	g	0	0	0	0	2	2	1	0	1	2	2	0	0	0	1	14
TEAM										2	2							
Totals.....			19	50	2	14	7	9	9	19	28	19	47	10	13	3	8	200

HOME TEAM: Washington State 16-11, 6-9

##	Player	tot-fg			3-pt			rebounds			pf	tp	a	to	blk	s	min	
		fg	fga	fg	fga	ft	fta	of	de	tot								
23	Casto, DeAngelo	f	5	9	0	0	1	6	3	4	7	1	11	1	3	3	0	33
31	Lodwick, Abe	f	3	6	1	3	4	4	2	2	4	2	11	1	0	0	1	20
00	Capers, Marcus	g	2	4	0	0	1	1	3	3	6	1	5	1	2	0	1	28
01	Thompson, Klay	g	0	12	0	3	2	5	1	5	6	3	2	3	6	1	1	38
03	Moore, Reggie	g	3	5	2	3	4	4	0	2	2	0	12	2	2	0	1	36
04	Koprivica, Nikola	g	2	5	0	3	2	4	1	6	7	2	6	1	0	0	0	20
11	Thames, Xavier	g	2	3	0	1	0	0	0	1	1	0	4	0	1	0	1	18
14	Watson, James	g	0	0	0	0	0	0	0	0	0	1	0	1	1	1	0	7
TEAM									3	1	4							
Totals.....			17	44	3	13	14	24	13	24	37	10	51	10	15	5	5	200

Officials: Tony Padilla, Deron White, Frank Harvey, III

Technical fouls: USC-None. Washington State-None.

Attendance: 6967

Score by Periods	1st	2nd	Total
USC	19	28	47
Washington State	23	28	51

GAME 26 • UCLA at Washington State

2/18/10 5:30 p.m. at Friel Court (Pullman, Wash.)

VISITORS: UCLA (12-13, 7-6)

#	Player		Total		3-Ptr		FT	FTA	Rebounds			PF	TP	A TO	Blk	Stl	Min	
			FG	FGA	FG	FGA			Off	Def	Tot							
11	Nelson, Reeves	f	2	2	0	0	0	0	0	1	1	2	4	0	4	0	10	
23	Honeycutt, Tyler	f	5	5	2	2	2	4	1	3	4	3	14	4	2	1	36	
41	Dragovic, Nikola	f	5	11	1	4	3	4	1	3	4	1	14	0	1	2	32	
03	Lee, Malcolm	g	4	7	0	1	2	3	0	3	3	4	10	2	3	0	23	
20	Roll, Michael	g	6	7	3	4	0	0	0	3	3	0	15	4	1	0	35	
01	Moser, Mike		0	0	0	0	0	0	0	0	0	0	0	0	0	0	1	
05	Anderson, Jerime		5	6	0	0	0	0	1	2	3	2	10	4	1	0	24	
10	Abdul-Hamid, Mustafa		0	0	0	0	0	0	0	0	0	0	0	0	0	0	3	
15	Arnet, Blake		0	0	0	0	0	0	0	1	1	0	0	0	0	0	1	
21	Lane, Brendan		1	3	0	1	0	2	1	2	3	3	2	0	1	0	24	
22	Morgan, J'mison		1	3	0	0	0	0	1	2	3	2	2	3	2	3	21	
TEAM										2	2							
Totals.....			29	44	6	12	7	13	5	22	27	17	71	17	15	6	8	200

HOME TEAM: Washington State (15-11, 5-9)

#	Player		Total		3-Ptr		FT	FTA	Rebounds			PF	TP	A	TO	Blk	Stl	Min
			FG	FGA	FG	FGA			Off	Def	Tot							
04	Koprivica, Nikola	f	3	11	1	4	1	2	2	2	4	1	8	0	1	0	0	25
23	Casto, DeAngelo	f	4	8	0	0	2	3	1	2	3	1	10	0	2	1	2	32
01	Thompson, Klay	g	2	9	2	6	2	2	3	2	5	1	8	0	6	0	2	34
03	Moore, Reggie	g	3	5	0	2	5	6	1	3	4	4	11	3	3	0	4	30
11	Thames, Xavier	g	2	5	0	2	0	0	0	0	0	2	4	3	0	0	0	19
00	Capers, Marcus	g	2	3	0	0	2	2	0	2	2	3	6	2	2	0	1	27
02	Brown, Anthony	g	0	0	0	0	0	0	0	0	0	0	0	0	0	0	0	1
12	Motum, Brock	g	0	1	0	1	0	0	0	0	0	0	0	0	0	0	0	5
13	Bjornstad, Steven	g	0	0	0	0	0	0	0	0	0	0	0	0	0	0	0	1
14	Watson, James	g	0	1	0	0	0	0	2	1	3	1	0	0	0	0	0	8
20	Allen, John	g	0	1	0	1	0	0	0	0	0	0	0	0	0	0	0	1
22	Loewen, Ben	g	0	0	0	0	0	0	0	0	0	0	0	0	0	0	0	1
30	Harthun, Michael	g	1	3	0	1	0	0	0	0	0	0	2	0	0	0	0	11
31	Lodwick, Abe	g	1	3	0	2	0	0	0	0	0	1	2	0	0	0	0	5
TEAM									3			1			4			
Totals.....			18	50	3	19	12	15	12	13	25	14	51	8	14	1	9	200

COUGAR BASKETBALL • 2009-10 FINAL NOTES



GAME 29 • Washington State at Oregon State 3/4/10 7 p.m. at Gill Coliseum (Corvallis, Ore.)

VISITORS: Washington State 16-13, 6-11

##	Player	tot-fg		3-pt		rebounds			pf	tp	a	to	blk	s	min
		fg	fga	fg	fga	ft	fta	of							
23	Casto, DeAngelo	f	2	7	0	1	4	6	1	3	4	3	8	0	32
00	Capers, Marcus	g	0	1	0	0	1	2	0	3	3	4	1	0	20
01	Thompson, Klay	g	7	11	4	6	0	0	1	7	8	2	18	0	32
03	Moore, Reggie	g	0	8	0	3	10	11	0	2	2	2	10	4	35
04	Koprivica, Nikola	g	4	6	2	4	2	2	2	4	6	2	12	1	35
11	Thames, Xavier	f	1	3	0	0	2	2	0	1	1	2	4	0	22
12	Motum, Brock	0	1	0	0	0	0	0	0	0	0	0	1	0	5
14	Watson, James	1	1	0	0	0	0	0	1	0	1	0	2	0	9
20	Allen, John	0	1	0	0	0	0	0	0	0	0	0	1	0	3
30	Harthun, Michael	0	1	0	0	0	0	0	1	0	1	0	0	0	4
31	Lodwick, Abe	0	0	0	0	0	0	0	1	0	1	1	0	0	3
TEAM								1	2	3					
Totals.....		15	40	6	14	19	23	8	22	30	16	55	8	20	200

HOME TEAM: Oregon State 14-15, 8-9

##	Player	tot-fg		3-pt		rebounds			pf	tp	a	to	blk	s	min
		fg	fga	fg	fga	ft	fta	of							
15	Tarver, Seth	f	1	4	0	1	4	6	2	1	3	2	6	0	22
30	Deane, Daniel	f	1	1	0	0	0	1	0	0	0	2	2	1	11
10	Schaftenaar, R.	c	4	9	0	1	2	6	0	2	2	1	10	3	33
01	Cunningham, J.	g	7	8	1	1	5	7	1	1	2	4	20	0	31
22	Haynes, Calvin	g	1	8	0	4	1	3	0	1	1	2	3	2	26
00	McShane, Kevin	0	0	0	0	0	0	0	1	1	2	2	0	0	7
05	Tarver, Josh	0	0	0	0	0	0	0	0	0	0	1	1	0	9
11	Burton, Joe	4	5	0	0	0	0	1	6	7	0	8	2	0	29
24	Johnson, Omari	3	10	1	4	0	0	5	3	8	1	7	1	0	18
34	Wallace, Lathen	1	5	1	5	0	0	1	1	2	0	3	1	0	14
TEAM								1	3	4					
Totals.....		22	50	3	16	12	23	12	19	31	15	59	14	14	200

Officials: Michael Eggers, Randy Burkhart, Ken Ditty

Technical fouls: Washington State-None. Oregon State-None.

Attendance: 6507

Score by Periods 1st 2nd Total

Washington State 15 40 55

Oregon State 33 26 59

GAME 31 • Washington State vs. Oregon

3/10/10 8:10 p.m. at Staples Center (Los Angeles, Calif.)

VISITORS: Washington State 16-15, 6-12

##	Player	tot-fg		3-pt		rebounds			pf	tp	a	to	blk	s	min
		fg	fga	fg	fga	ft	fta	of							
04	Koprivica, Nikola	f	3	5	2	4	2	3	3	2	5	2	10	2	30
23	Casto, DeAngelo	f	4	8	0	0	5	13	7	2	9	1	13	4	40
00	Capers, Marcus	g	8	14	0	0	0	0	5	1	6	3	16	2	34
01	Thompson, Klay	g	6	13	6	9	2	2	0	4	4	2	20	2	43
03	Moore, Reggie	g	2	9	1	5	2	5	0	5	5	2	7	8	39
11	Thames, Xavier	0	1	0	0	0	0	0	0	2	2	0	0	0	13
12	Motum, Brock	6	10	1	2	1	2	3	2	5	0	14	0	1	16
14	Watson, James	0	2	0	0	0	0	1	0	1	1	0	1	0	5
30	Harthun, Michael	0	1	0	1	0	0	0	0	0	0	0	0	0	5
TEAM															
Totals.....		29	63	10	21	12	25	19	18	37	11	80	18	17	225

HOME TEAM: Oregon 16-15, 7-11

##	Player	tot-fg		3-pt		rebounds			pf	tp	a	to	blk	s	min
		fg	fga	fg	fga	ft	fta	of							
23	Jacob, Jeremy	f	3	5	0	0	0	1	5	6	1	6	1	3	21
25	Singler, E.J.	f	4	8	1	3	2	2	3	5	5	11	1	2	31
11	Armstead, M.	g	4	7	0	1	1	1	1	0	1	1	9	4	40
12	Porter, Tajuan	g	12	28	3	10	5	5	0	3	3	2	32	2	39
24	Longmire, L.	g	1	5	0	0	2	2	2	4	6	2	4	0	25
03	Sim, Garrett	0	0	0	0	0	0	1	0	1	0	0	1	0	8
14	Humphrey, Matthew	1	2	1	1	0	0	1	1	2	2	3	0	2	12
32	Williams, Teondre	5	6	1	1	0	0	3	3	6	3	11	1	0	26
33	Dunigan, Michael	3	4	0	0	0	0	0	3	3	3	6	1	1	23
TEAM								1	1						
Totals.....		33	65	6	16	10	10	11	23	34	19	82	11	16	226

Officials: Scott Thornley, Mark Reischling, Bruce Hicks

Technical fouls: Washington State-None. Oregon-None.

Attendance: 6090

Score by Periods 1st 2nd OT Total

Washington State 32 40 8 80

Oregon 37 35 10 82

2010 PACIFIC LIFE PAC-10 MEN'S BASKETBALL TOURNAMENT - GAME 1

GAME 30 • Washington State at Oregon 3/6/10 5 p.m. at McArthur Court (Eugene, Ore.)

VISITORS: Washington State 16-14, 6-12

##	Player	tot-fg		3-pt		rebounds			pf	tp	a	to	blk	s	min
		fg	fga	fg	fga	ft	fta	of							
04	Koprivica, Nikola	f	2	6	2	5	4	4	2	5	7	4	10	2	32
23	Casto, DeAngelo	c	5	8	0	0	6	8	2	8	10	1	16	1	32
00	Capers, Marcus	g	1	2	0	0	1	2	1	0	1	5	3	2	16
01	Thompson, Klay	g	7	22	4	14	4	4	2	6	8	4	22	1	35
03	Moore, Reggie	g	2	7	0	3	3	4	0	3	3	2	7	6	36
11	Thames, Xavier	2	5	1	3	0	0	0	0	0	0	1	5	0	23
12	Motum, Brock	0	0	0	0	0	0	0	0	0	0	1	0	0	2
13	Bjornstad, Steven	0	0	0	0	0	0	0	0	0	0	0	0	0	1
14	Watson, James	0	2	0	0	0	1	0	1	1	2	0	0	0	8
30	Harthun, Michael	1	4	1	4	0	0	0	0	0	0	0	3	0	9
31	Lodwick, Abe	0	0	0	0	0	0	0	0	0	0	0	0	1	6
TEAM								2	2						
Totals.....		20	56	8	29	18	23	9	23	32	20	66	12	11	200

HOME TEAM: Oregon 15-15, 7-11

##	Player	tot-fg		3-pt		rebounds			pf	tp	a	to	blk	s	min
		fg	fga	fg	fga	ft	fta	of							
24	Longmire, L.	f	7	12	0	2	3	4	2	8	10	3	17	0	29
25	Singler, E.J.	f	4	7	2	3	5	5	0	3	3	4	15	1	32
23	Jacob, Jeremy	c	4	7	0	0	3	4	2	6	8	3	11	0	29
11	Armstead, M.	g	2	7	0	1	0	1	0	2	2	2	4	7	31
12	Porter, Tajuan	g	3	8	2	3	4	4	0	1	1	4	12	2	26
03	Sim, Garrett	2	2	1	1	0	0	1	0	1	0	5	0	3	8
14	Humphrey, Matthew	0	2	0	2	0	2	0	4	4	2	0	1	0	15
32	Williams, Teondre	2	5	0	1	1	2	0	1	1	0	5	0	0	10
33	Dunigan, Michael	2	2	0	0	1	2	1	2	3	3	5	1	0	15
TEAM								1	2	3					
Totals.....		26	52	5	13	17	24	7	29	36	21	74	12	14	200

Officials: Chris Rastatter, Michael Irving, Kevin Brill

Technical fouls: Washington State-None. Oregon-None.

Attendance: 8761

Score by Periods 1st 2nd Total

Washington State 27 39 66

Oregon 29 45 74

Final Pac-10 Conference game played at McArthur Court